

[54] HANDLE ASSEMBLY FOR LUGGAGE CASE

[75] Inventor: Michael Davis, New Castle, Pa.

[73] Assignee: Airway Industries, Inc., Ellwood City, Pa.

[\*\*] Term: 14 Years

[21] Appl. No.: 868,284

[22] Filed: Jan. 9, 1978

[51] Int. Cl. .... D8-06

[52] U.S. Cl. .... D8/306

[58] Field of Search ..... D87/5 R, 5 F, 5 G; D8/306-321; 16/115; 150/12; 190/57

[56] References Cited

U.S. PATENT DOCUMENTS

649,832	5/1900	Furnivall .....	190/57
2,887,196	5/1959	Davis .....	190/43
2,918,998	12/1959	Novelo .....	190/57
3,095,641	7/1963	Siegel .....	190/57

Primary Examiner—Joel Stearman  
Assistant Examiner—George P. Word  
Attorney, Agent, or Firm—Eugene F. Buell

[57] CLAIM

The ornamental design for a handle assembly for a luggage case, substantially as shown and described.

DESCRIPTION

FIG. 1 is a top plan view of a handle assembly for a luggage case, showing my new design;

FIG. 2 is a side elevational view, the opposite side being a mirror image thereof;

FIG. 3 is an end elevational view thereof;

FIG. 4 is a bottom plan view thereof;

FIG. 5 is a top plan view of the handle assembly for a luggage case in a depressed position;

FIG. 6 is a side elevational view thereof; and

FIG. 7 is an end elevational view thereof.

The characteristic feature of the design resides in the hand-grip portion consisting of a single strand of strap material folded back upon itself to provide slotted loops at opposite ends.

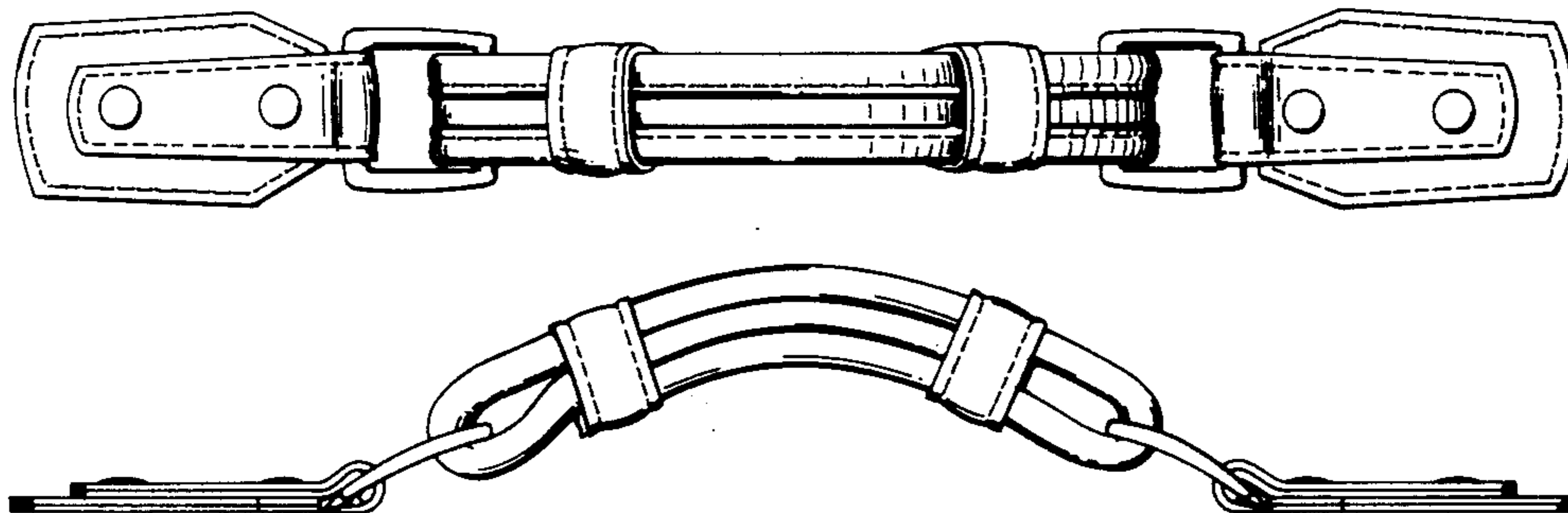


Fig. 1.

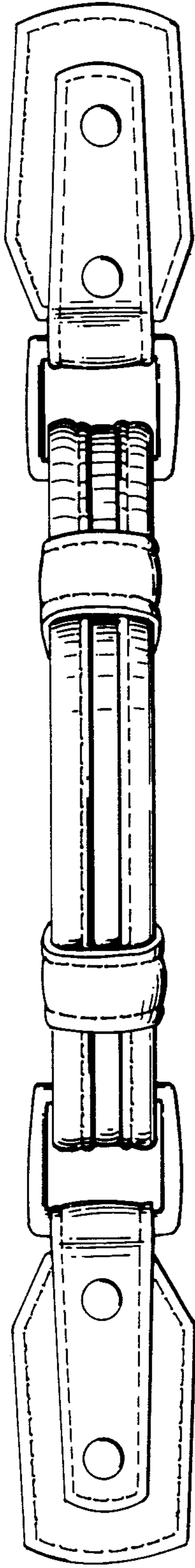


Fig. 2.




Fig. 3.

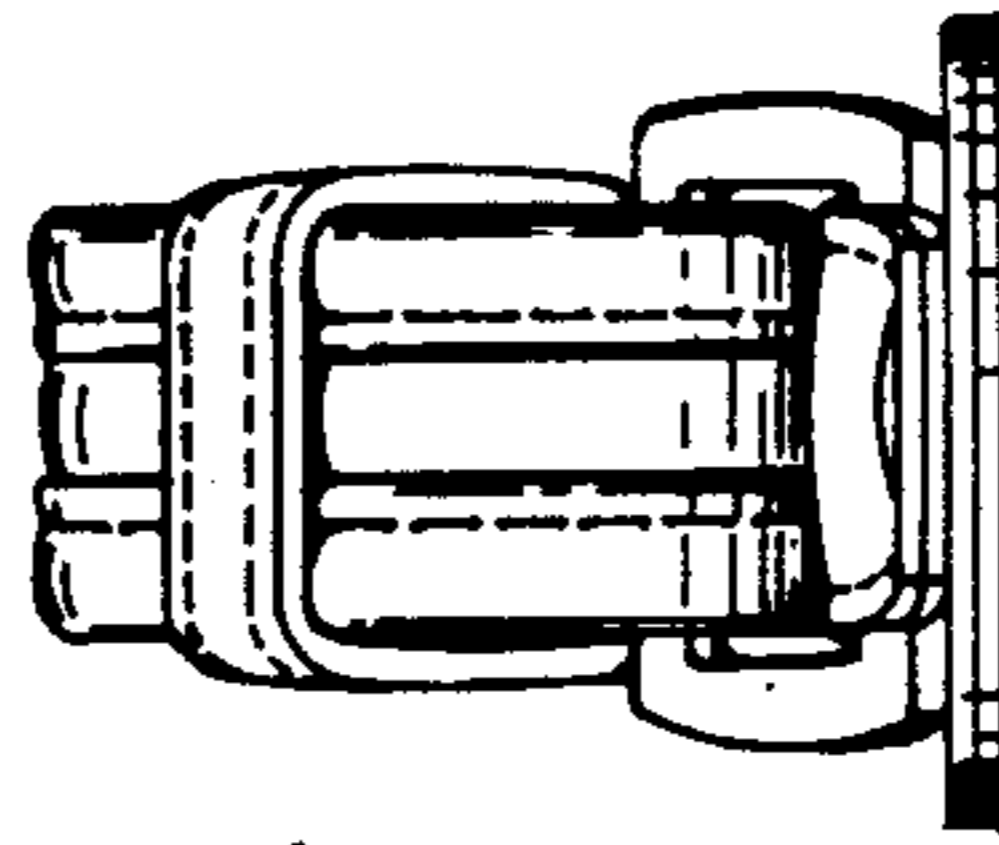


Fig. 7.

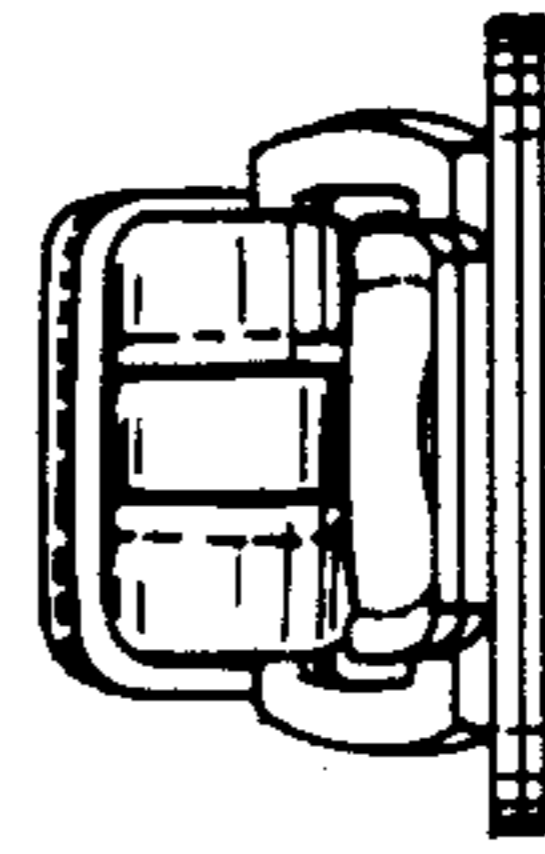


Fig. 5.

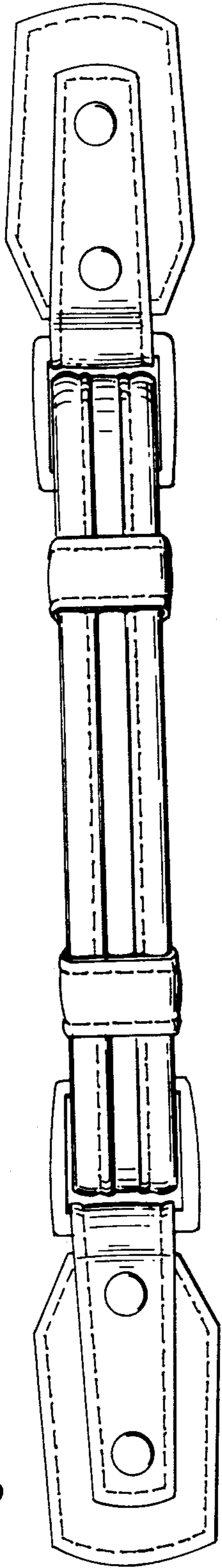


Fig. 6.



Fig. 4.

