

[54] **BARBEQUE MEAT TURNER**

[76] Inventor: **Benjamin A. Rhoades**, Rte. 1, Box 126, Arroyo Grande, Calif. 93420

[**] Term: **14 Years**

[21] Appl. No.: **859,302**

[22] Filed: **Dec. 12, 1977**

[51] Int. Cl. **D7-04**

[52] U.S. Cl. **D7/102; D7/106; D7/210**

[58] Field of Search **D7/99, 101, 102, 103, D7/104, 106, 151, 152, 42, 161, 209, 210, 206; 294/26, 14, 33; 30/322, 324**

[56] **References Cited**

U.S. PATENT DOCUMENTS

| | | | |
|------------|---------|----------------|----------|
| D. 166,441 | 4/1952 | Bert, Jr. | D7/151 |
| 1,202,120 | 10/1916 | Stuckel | D7/102 X |
| 1,252,197 | 1/1918 | Thomas | 294/33 X |
| 2,604,350 | 7/1952 | Taylor | 294/26 |

3,162,475 12/1964 Van Allen 294/26

FOREIGN PATENT DOCUMENTS

251817 5/1926 United Kingdom 30/322

OTHER PUBLICATIONS

Hammacher Schlemmer & Co. Hardware Cat., p. 782, Wrought Iron Hook at bottom left.

Primary Examiner—Winifred E. Herrmann
Attorney, Agent, or Firm—Lyon & Lyon

[57] **CLAIM**

The ornamental design for a barbeque meat turner, as shown.

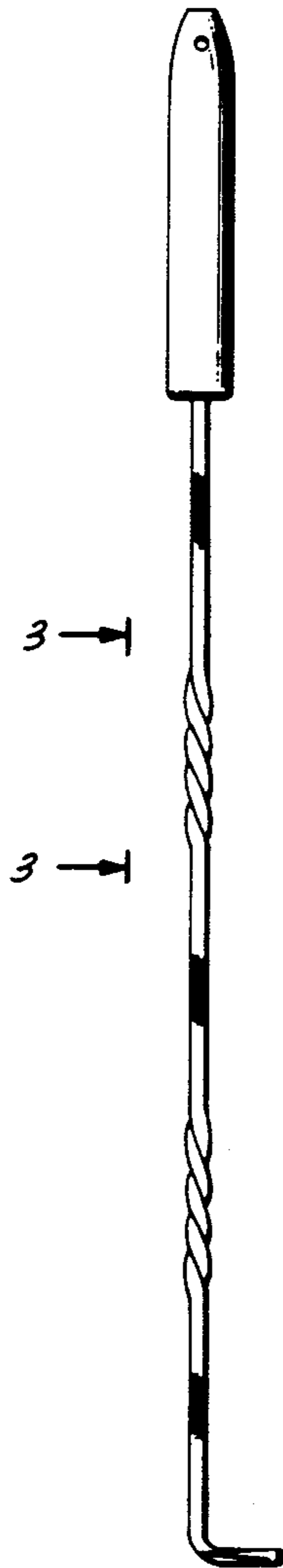
DESCRIPTION

FIG. 1 is a side view of the barbeque meat turner showing my new design.

FIG. 2 is an enlarged upper end view thereof.

FIG. 3 is an enlarged fragmentary side view thereof taken from 3—3 of FIG. 1.

FIG. 4 is an enlarged lower end view thereof.






FIG. 1.

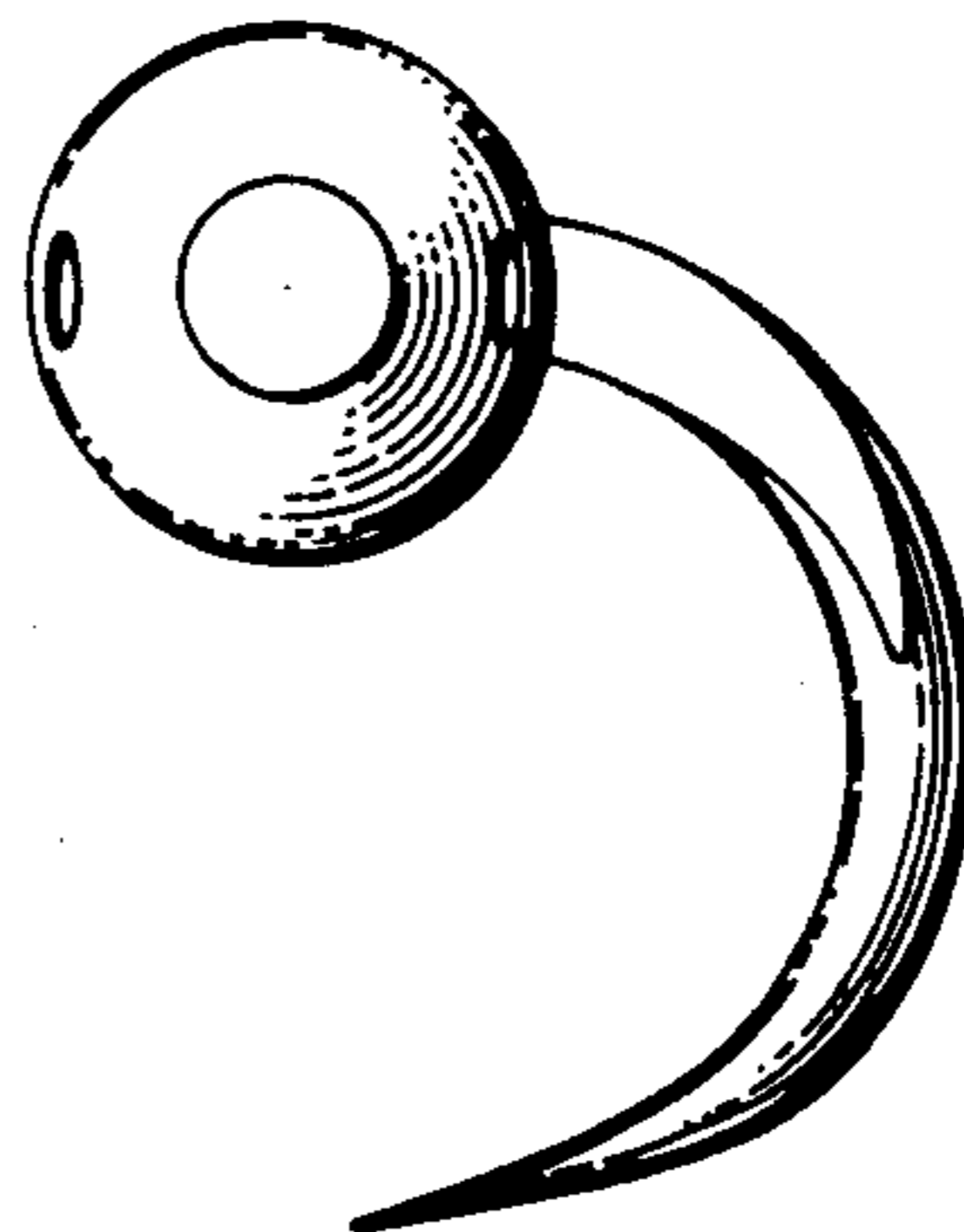


FIG. 2.



FIG. 3.




FIG. 4.