

[54] COVER FOR A WATER CLOSET TANK

[76] Inventor: Cyril J. Brookes, Box 283, Campbelltown, N.S.W., 2560, Australia

[**] Term: 14 Years

[21] Appl. No.: 730,789

[22] Filed: Oct. 8, 1976

[30] Foreign Application Priority Data

May 7, 1976 [AU] Australia 69530

[51] Int. Cl. D23-02

[52] U.S. Cl. D23/69

[58] Field of Search D23/48-50, D23/65-71; 4/18, 68, 81

[56] References Cited

U.S. PATENT DOCUMENTS

- D. 213,958 4/1969 Ruggles D23/71
D. 218,743 9/1970 Harvey D23/66
D. 243,088 1/1977 Halvorsen D23/71

- 2,089,775 8/1937 Wexelberg et al. 4/12
2,455,128 11/1948 Lenski 4/12
2,749,968 6/1956 Suser 4/1 X
3,716,872 2/1973 Zieman 4/1
3,821,819 7/1974 Minch 4/68

FOREIGN PATENT DOCUMENTS

- 609950 10/1960 Italy 4/68
824453 7/1958 United Kingdom 4/68


Primary Examiner—James R. Largen
Attorney, Agent, or Firm—Edward C. Threedy

[57] CLAIM

The ornamental design for a cover for a water closet tank, as shown and described.

DESCRIPTION

FIG. 1 is a front view of a cover for a water closet tank showing my new design;
FIG. 2 is a rear elevational view thereof;
FIG. 3 is a left side elevational view thereof, the right side being a mirror image of the side shown;
FIG. 4 is a top plan view thereof; and
FIG. 5 is a bottom plan view thereof.






Fig. 1.




Fig. 2.

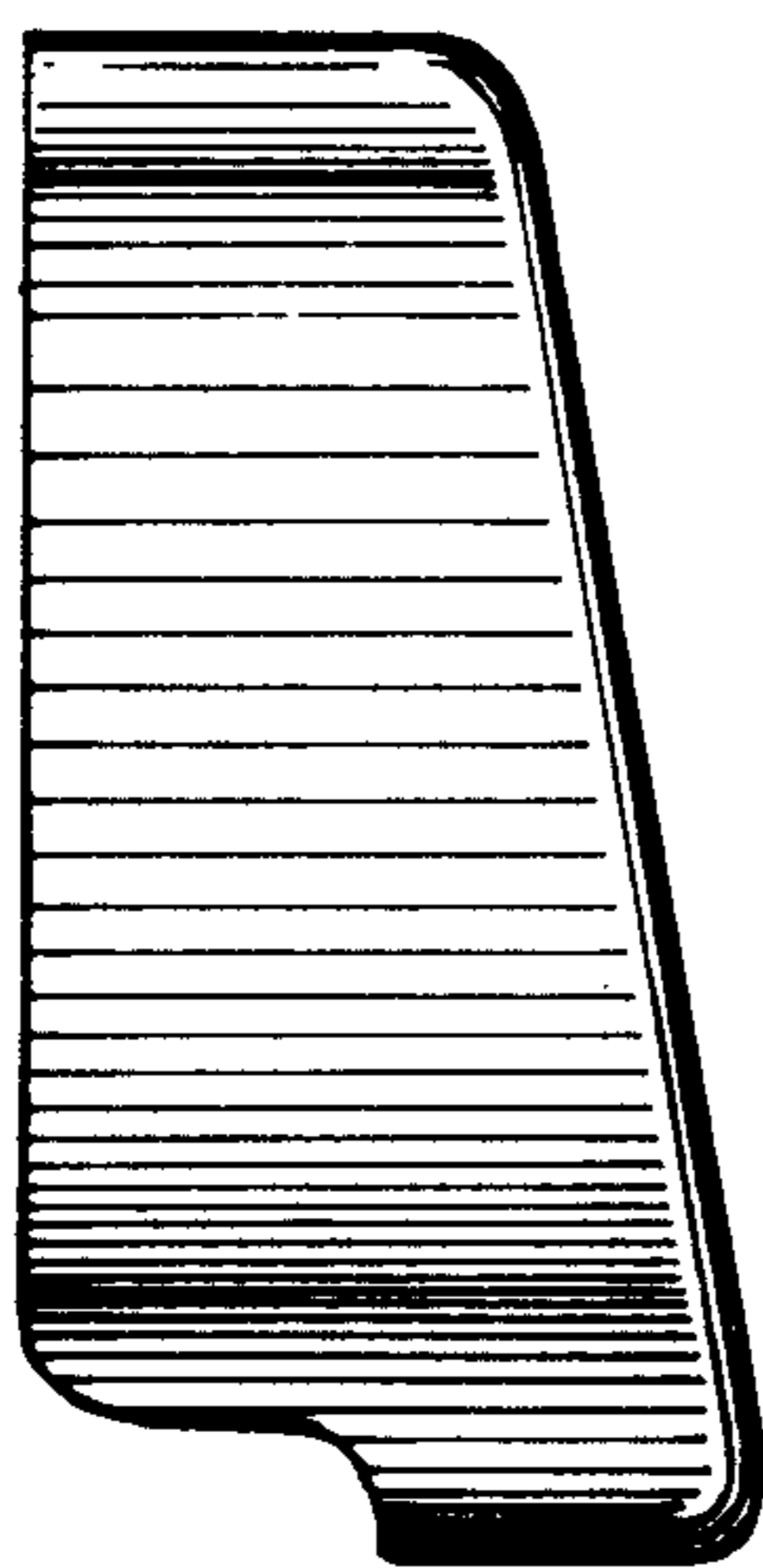


Fig. 3.




Fig. 4.

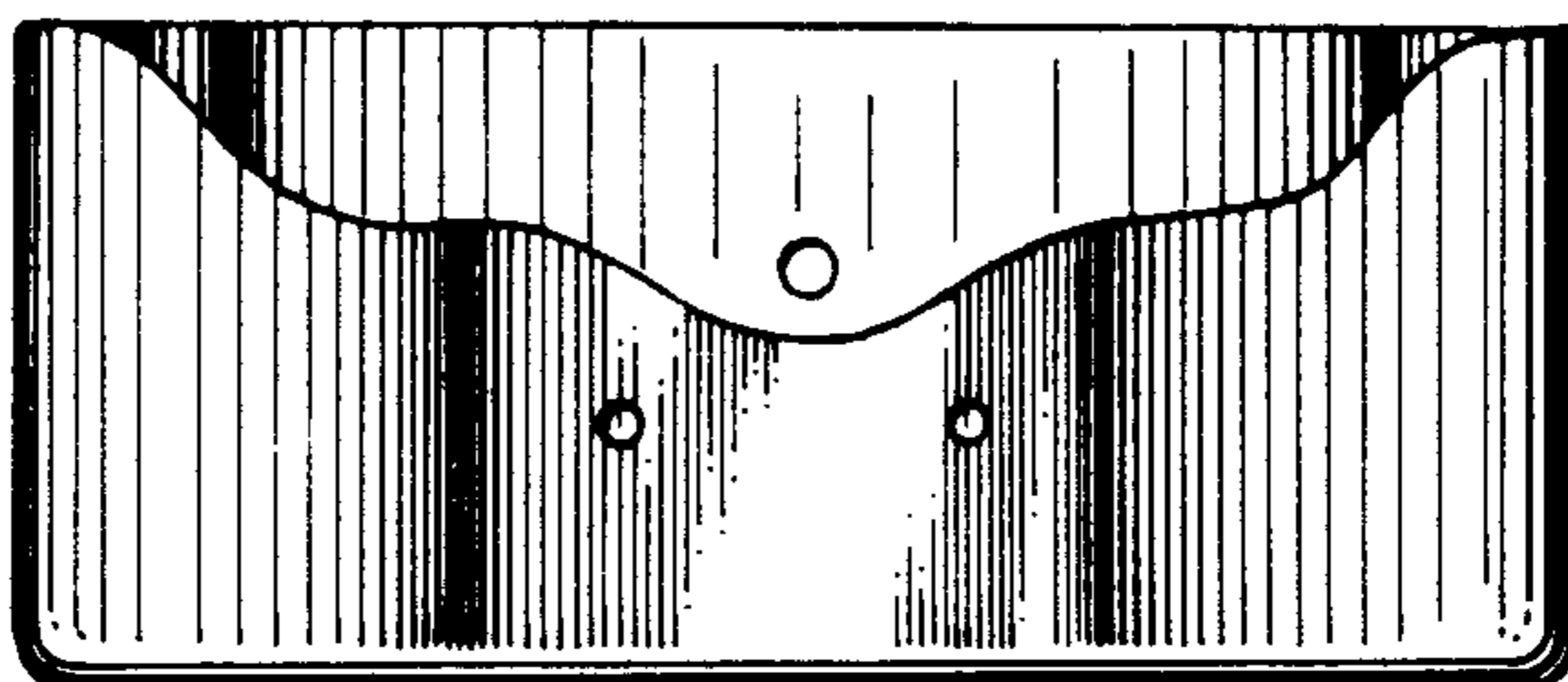


Fig. 5.