

[54] PERSPECTIVE DRAWING INSTRUMENT

2,895,223 7/1959 Fields 33/77
2,981,004 4/1961 Edlund 33/77

[76] Inventor: George E. Edlund, 707 Shary Ave.,
Mountain View, Calif. 94041

FOREIGN PATENT DOCUMENTS

[**] Term: 14 Years

432688 10/1911 France 33/77
462469 3/1951 Italy 33/77

[21] Appl. No.: 793,192

[22] Filed: May 2, 1977

Primary Examiner—Joel Stearman
Assistant Examiner—George P. Word
Attorney, Agent, or Firm—Linval B. Castle

[51] Int. Cl. D19-06

[52] U.S. Cl. D19/35; D10/61;
D10/65

[58] Field of Search D19/36, 35; D10/61-65;
33/18 C, 77, 115

[57] CLAIM

The ornamental design for a perspective drawing instrument, as shown.

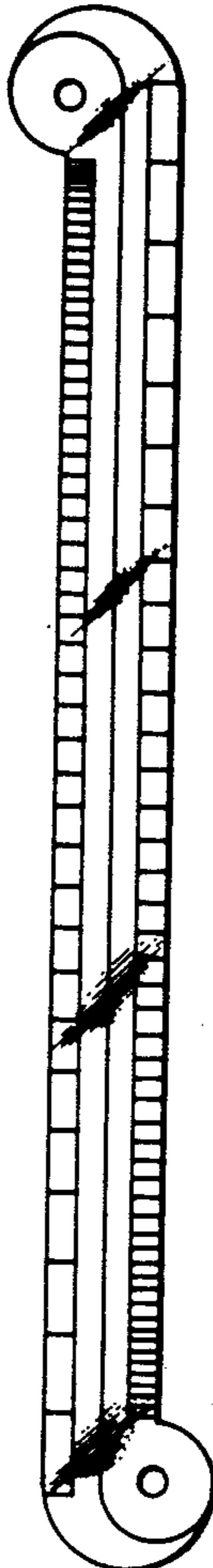
DESCRIPTION

FIG. 1 is a top plan view of a perspective drawing instrument showing my new design;
FIG. 2 is a bottom plan view thereof;
FIG. 3 is an edge view thereof.

[56] References Cited

U.S. PATENT DOCUMENTS

2,667,694 2/1954 McQuaid, Sr. et al. 33/77



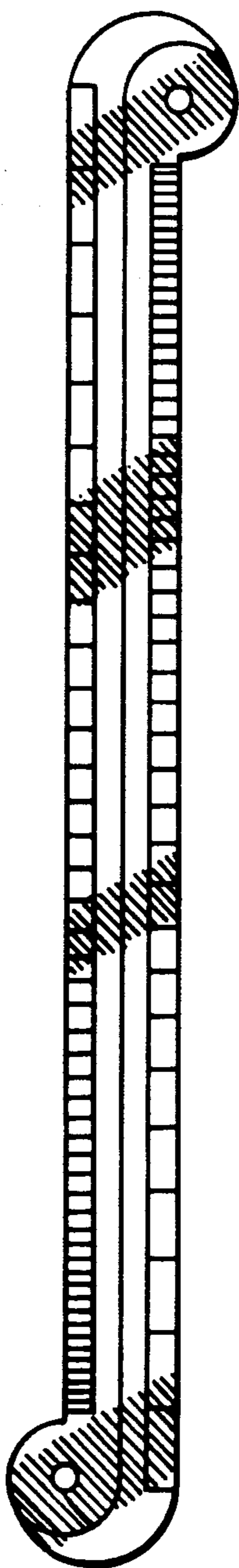


FIG. 1

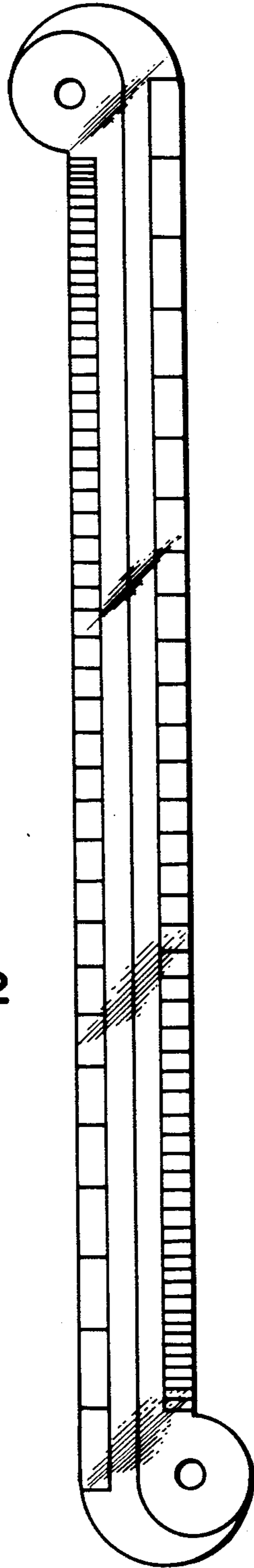


FIG. 2



FIG. 3