

[54] RIVET SETTER

[75] Inventor: Donald R. Humphreys, Marblehead, Mass.

[73] Assignee: Custom Radius Corporation, Topsfield, Mass.

[\*\*] Term: 7 Years

[21] Appl. No.: 881,837

[22] Filed: Feb. 27, 1978

[51] Int. Cl. .... D15-09

[52] U.S. Cl. .... D15/128; D15/122

[58] Field of Search .... D15/122, 128, 199; 29/34 B; 72/455

[56] References Cited

U.S. PATENT DOCUMENTS

D. 225,031 10/1972 Roebuck ..... D15/122

D. 242,079 10/1976 Twichell ..... D15/122  
1,031,560 7/1912 Kornahrens ..... 29/34 B  
1,783,445 12/1930 Olson et al. .... 29/34 B  
1,808,041 6/1931 Johnson et al. .... 29/34 B

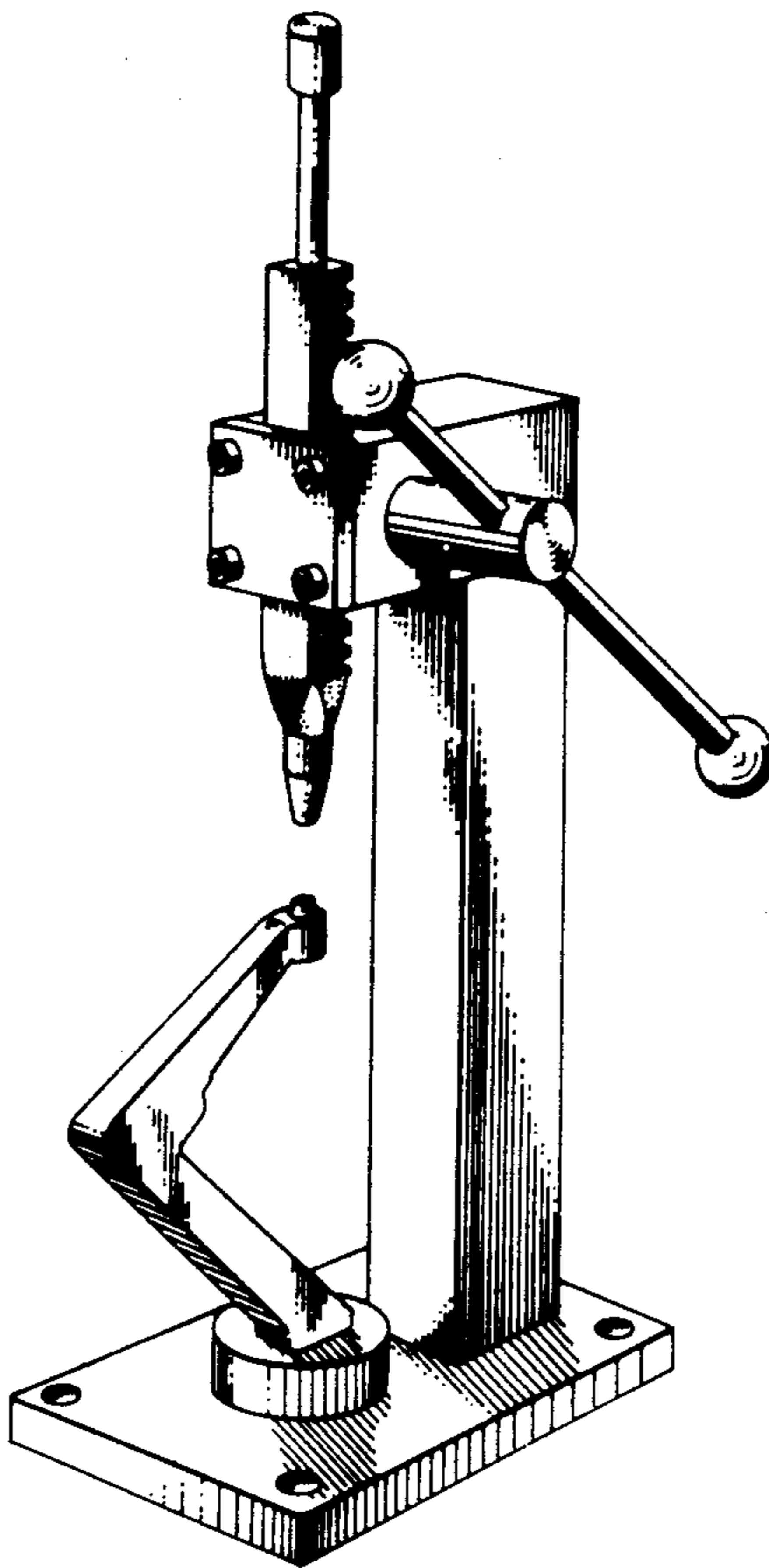
Primary Examiner—Wallace R. Burke  
Assistant Examiner—B. J. Bullock  
Attorney, Agent, or Firm—Carl E. Johnson

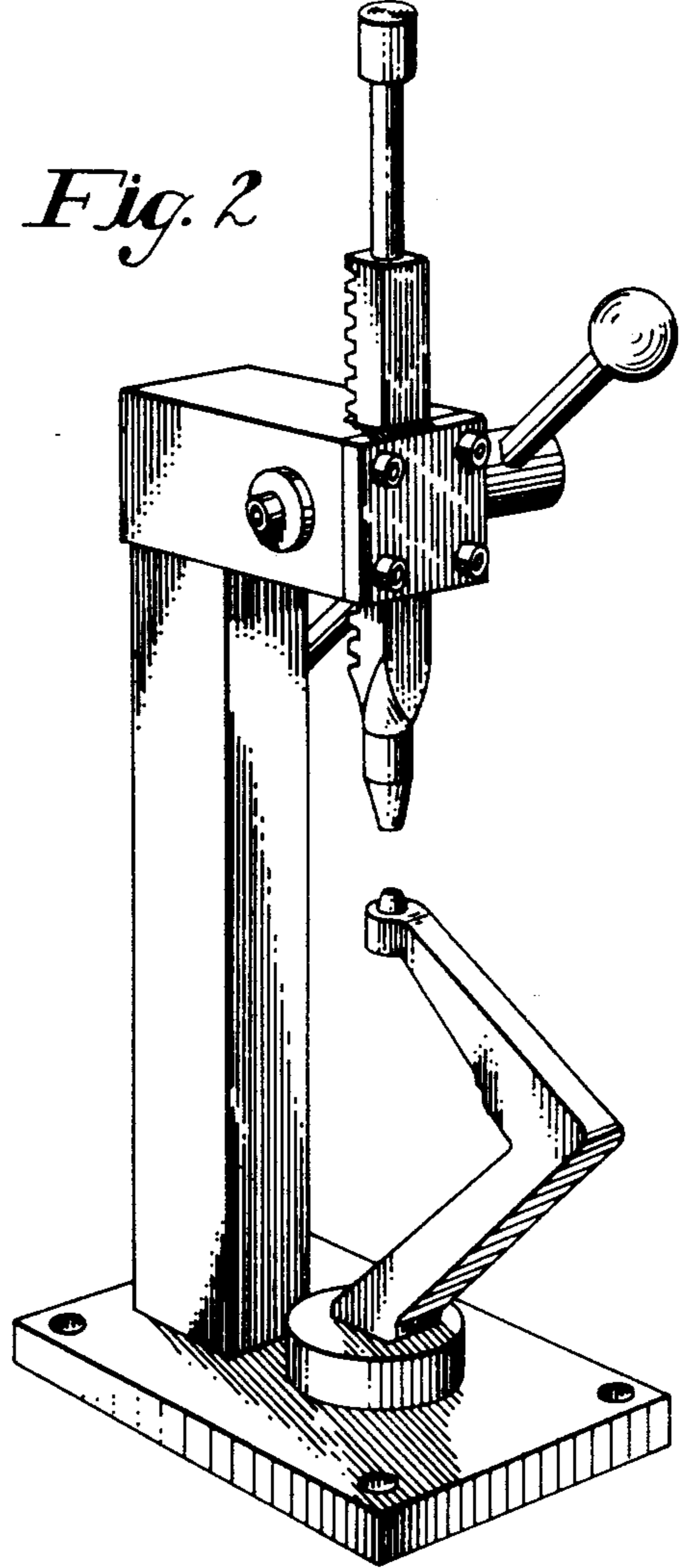
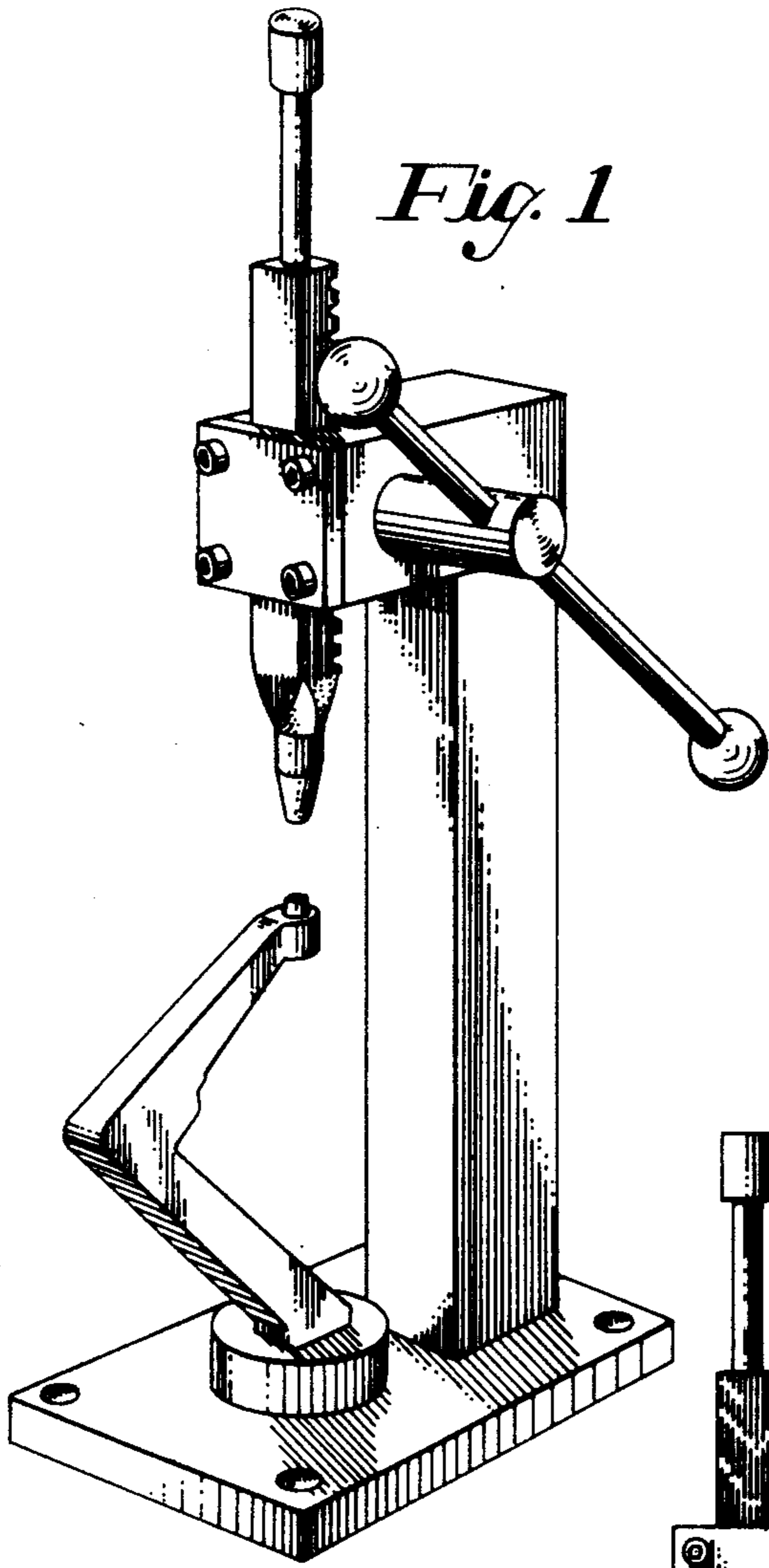
[57] CLAIM

The ornamental design for a rivet setter, as shown and described.


DESCRIPTION

FIG. 1 is a front perspective view of a rivet setter showing my new design;  
FIG. 2 is a front perspective view taken from the side opposite that shown in FIG. 1;  
FIG. 3 is a front elevational view;  
FIG. 4 is a top plan view.  
The rear and bottom are substantially planar and unornamented.





*Fig. 3*



*Fig. 4*

