

[54] PRESSURE COOKER

2,592,992 4/1952 Abercrombie 137/532 X
2,906,191 9/1959 Lee, Sr. D7/86
3,949,781 4/1976 Scalabrin 137/532

[75] Inventors: Melvin H. Boldt, Glenview; Thurber H. Morrison, Evanston, James P. Stevens, Oak Park, all of Ill.

Primary Examiner—Winifred E. Herrmann
Attorney, Agent, or Firm—John A. Diener

[73] Assignee: National Presto Industries, Inc., Eau Claire, Wis.

[57] CLAIM

[**] Term: 14 Years

The ornamental design for a pressure cooker, substantially as shown and described.

[21] Appl. No.: 838,768

DESCRIPTION

[22] Filed: Oct. 3, 1977

[51] Int. Cl. D7—02

FIG. 1 is a side perspective view of a pressure cooker showing our new design, the opposite side being a mirror image thereof;

[52] U.S. Cl. D7/86

FIG. 2 is a top plan view thereof;

[58] Field of Search D7/86, 85, 95; 220/298; 99/403; 137/532

FIG. 3 is an elevational view thereof of the side having elongated handles, the opposite side being smoothly contoured and unadorned;

[56] References Cited

U.S. PATENT DOCUMENTS

| | | | | |
|------------|---------|------------|-------|---------|
| D. 156,298 | 11/1949 | Wagner | | D7/86 |
| D. 184,909 | 4/1959 | Boldt | | D7/86 |
| D. 187,609 | 4/1960 | Boldt | | D7/86 |
| 2,218,188 | 10/1940 | Wittenberg | | 220/298 |

FIG. 4 is a side elevational view of a modification of our pressure cooker wherein the cooker body has a helper handle diametrically opposite the elongated handles;

FIG. 5 is a top plan view of FIG. 4; and

FIG. 6 is an elevational view of the pressure cooker of FIG. 4 of the side opposite that shown in FIG. 3.


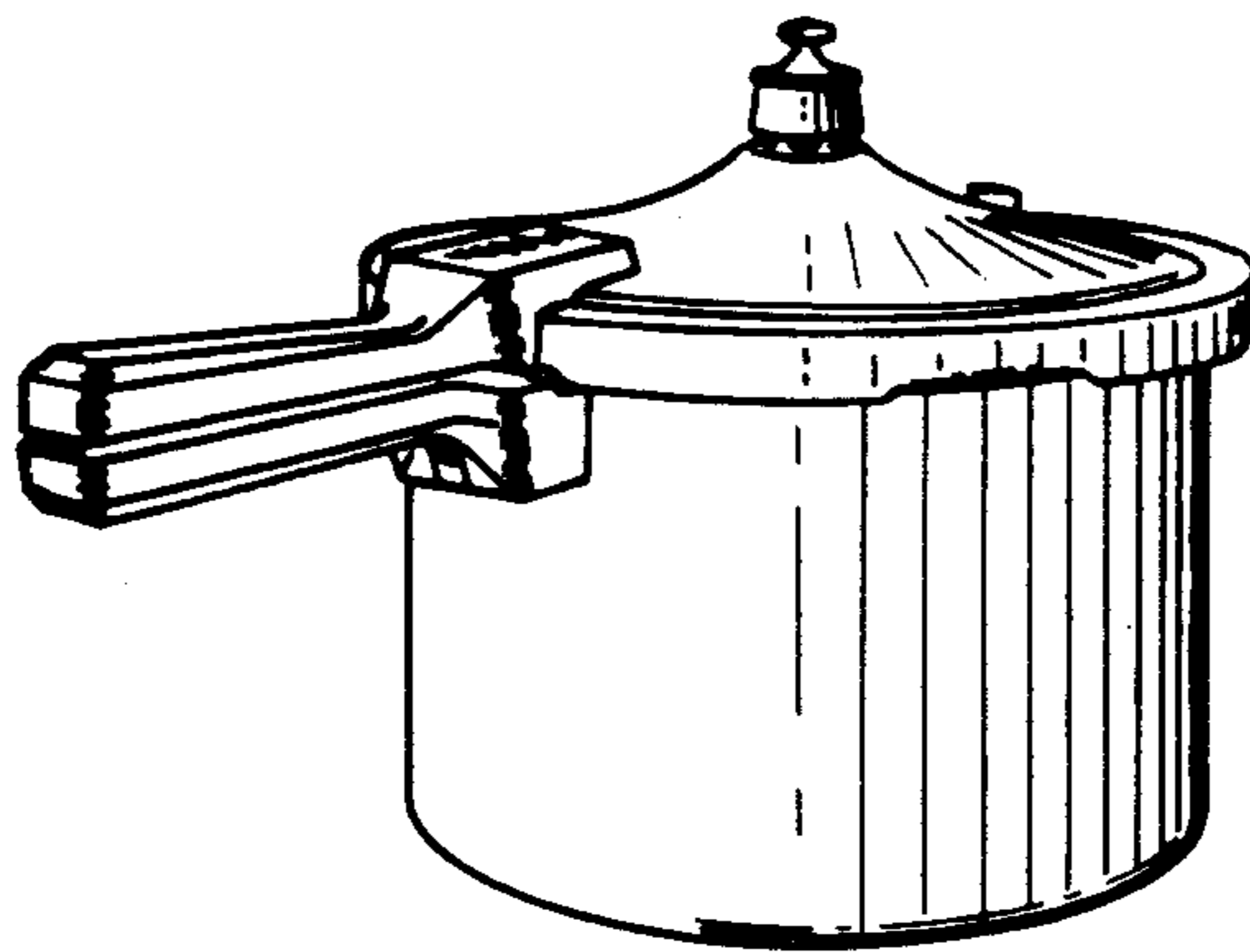


Fig. 1




Fig. 2


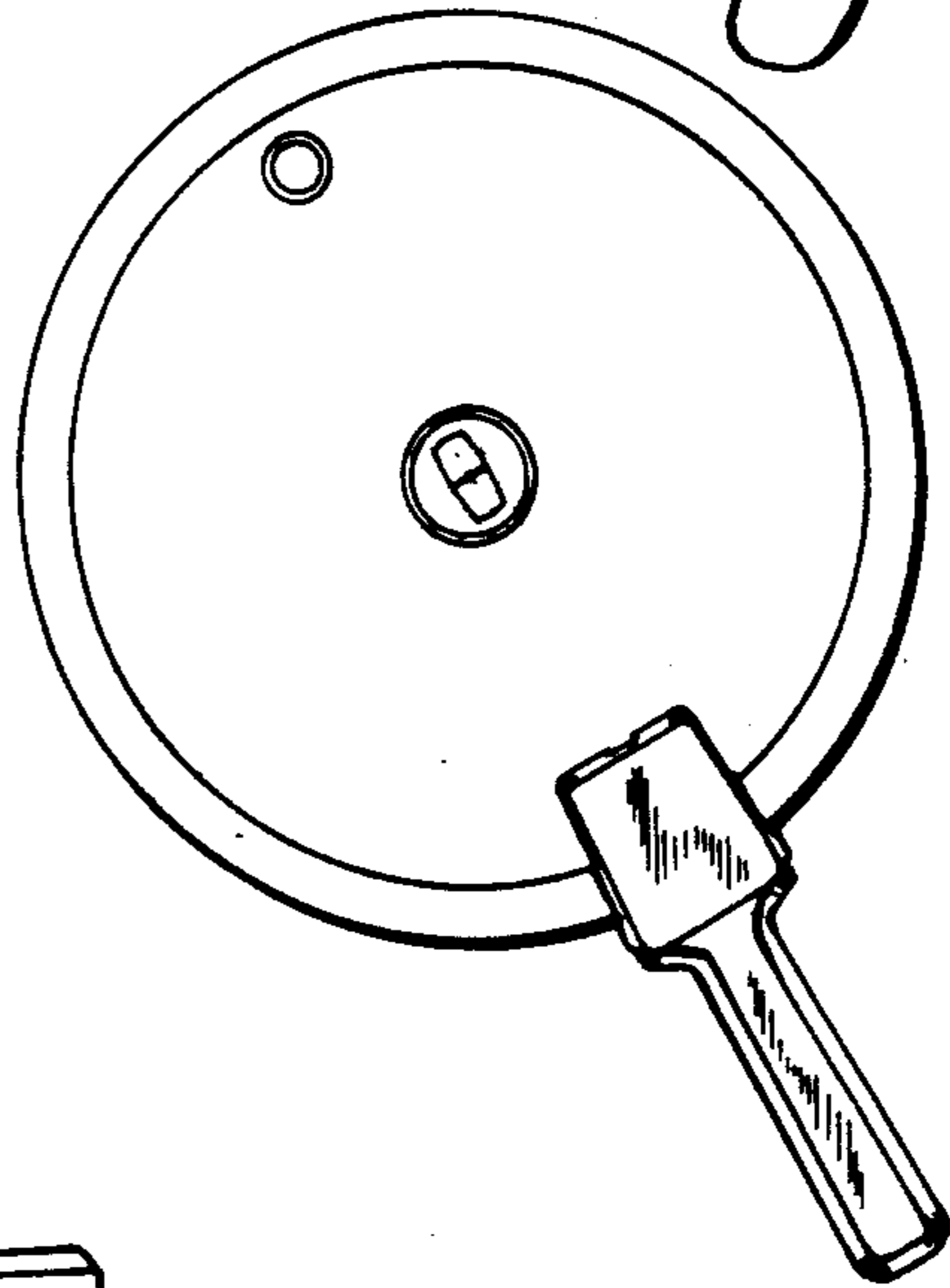


Fig. 4

Fig. 3

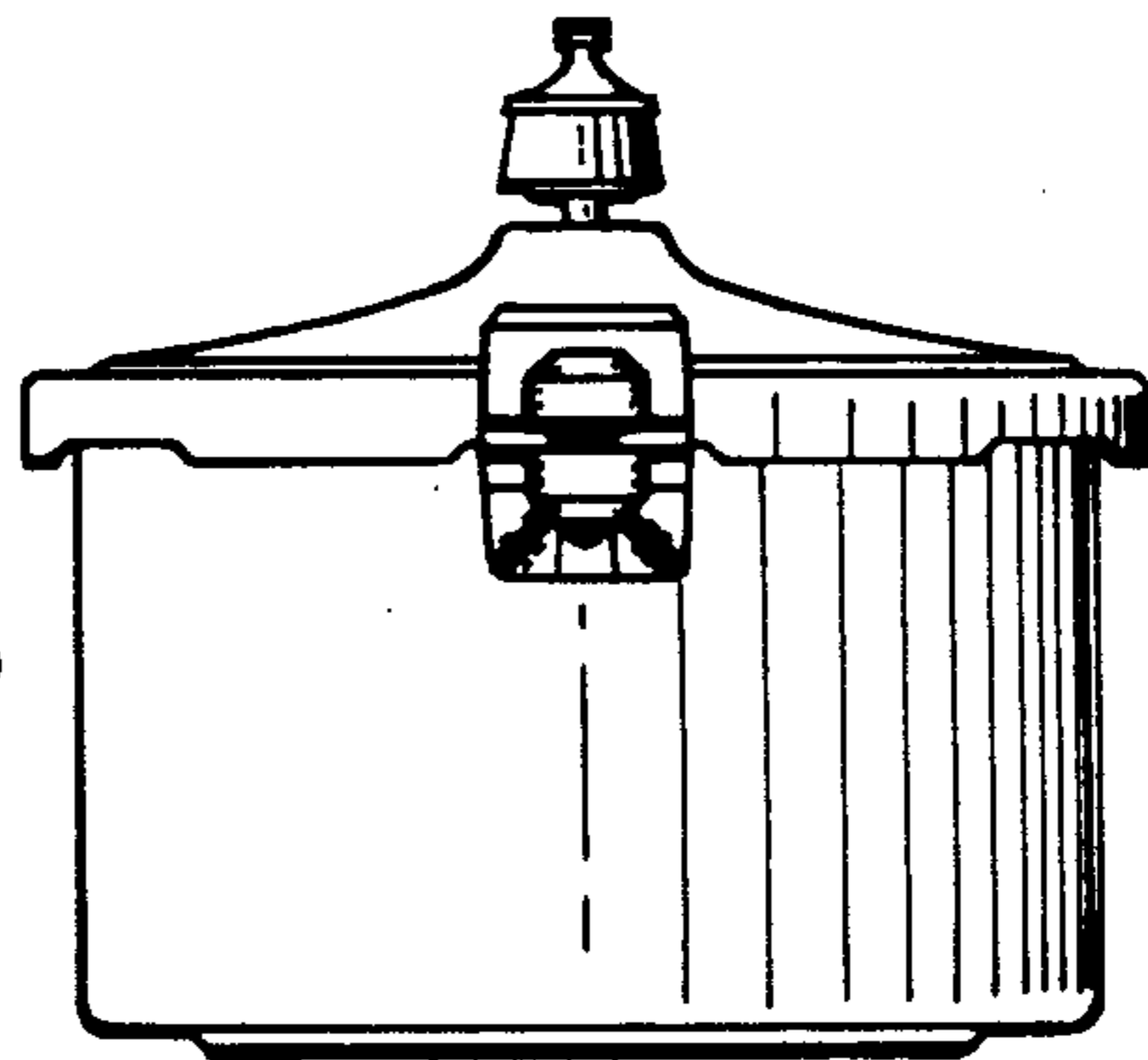


Fig. 5




Fig. 6

