

[54] PORTABLE RADIO

[75] Inventors: Masanori Hamada, Yao; Benito Mishiro, Sakai, both of Japan

[73] Assignee: Matsushita Electric Industrial Co., Ltd., Kadoma, Japan

[**] Term: 14 Years

[21] Appl. No.: 817,287

[22] Filed: Jul. 20, 1977

[30] Foreign Application Priority Data

Jan. 20, 1977 [JP] Japan 52-1473

[51] Int. Cl. D14-03

[52] U.S. Cl. D14/70

[58] Field of Search D14/1, 2, 5, 6, 30, D14/34, 37, 39, 52, 68-77, 99

[56]

References Cited

U.S. PATENT DOCUMENTS

| | | | |
|------------|--------|------------------------|--------|
| D. 75,562 | 6/1928 | Heller | D14/34 |
| D. 235,660 | 7/1975 | Culbertson et al. | D14/5 |
| D. 239,339 | 3/1976 | Hamada | D14/70 |
| D. 244,102 | 4/1977 | Takenaka et al. | D14/5 |

OTHER PUBLICATIONS

Giant '75-'76 Cat., p. 284, Item "B", #8906737 & 3995".

Primary Examiner—Joel Stearman

Assistant Examiner—Jane E. Corrigan

Attorney, Agent, or Firm—Richard C. Sughrue

[57]

CLAIM

The ornamental design for a portable radio, as shown.

DESCRIPTION

FIG. 1 is a front, top and right side perspective view of a portable radio showing our new design;

FIG. 2 is a rear, bottom and left side perspective view;

FIG. 3 is a top plan view;

FIG. 4 is a right side elevational view thereof; and

FIG. 5 is a rear elevational view thereof.



FIG. 1




FIG. 2

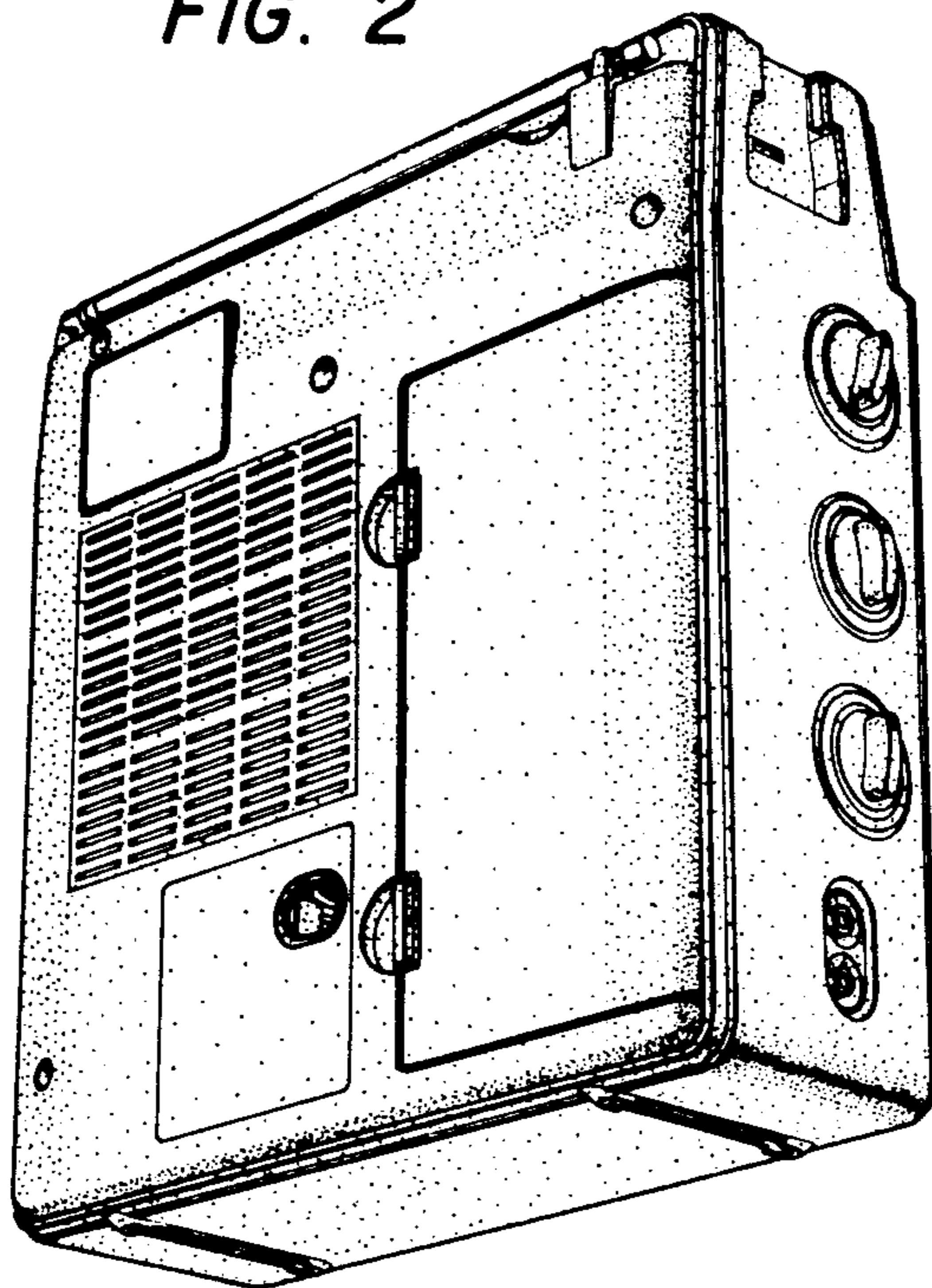


FIG. 3




FIG. 4

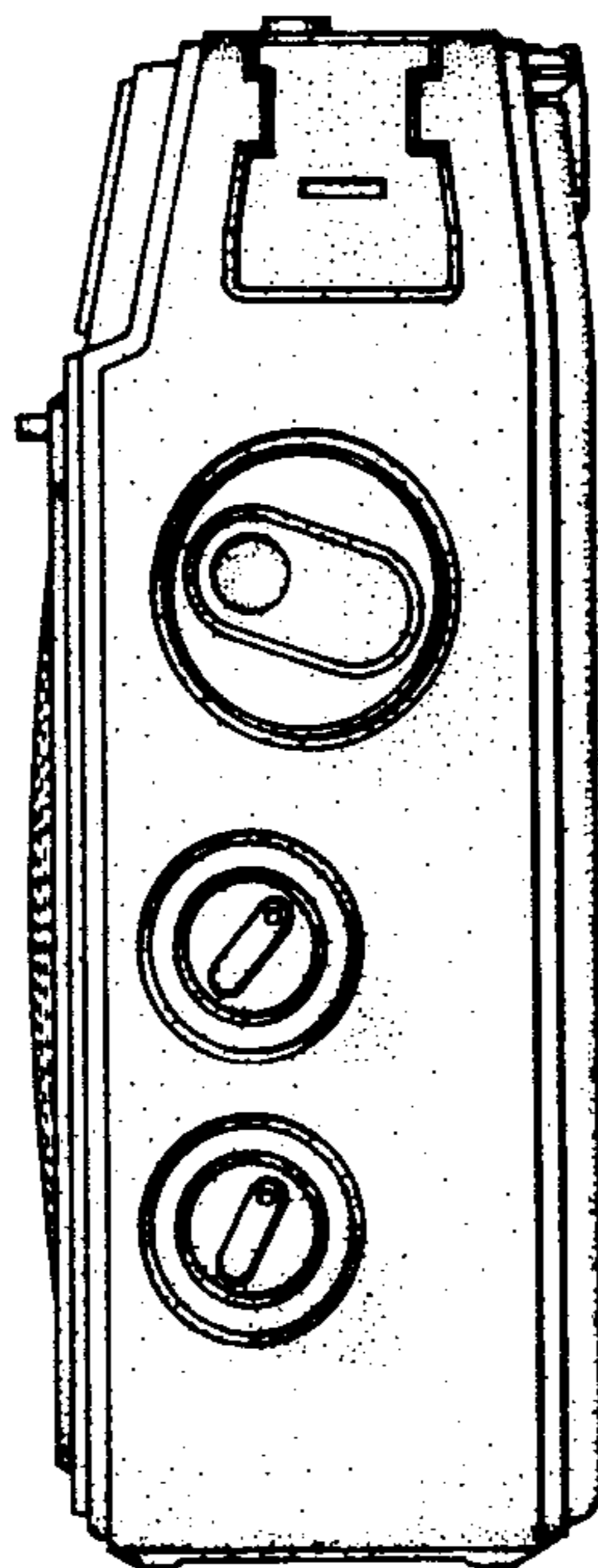


FIG. 5

