

[54] PRESSURE GAUGE

[76] Inventors: **Zigmund G. Bljumshtein**, ulitsa Pavljukhina, 85, kv. 25; **Lev A. Bychkin**, ulitsa Universitetskaya, 5/37, kv. 14, both of Kazan, U.S.S.R.

[**] Term: **14 Years**

[21] Appl. No.: **812,466**

[22] Filed: **Jul. 1, 1977**

[51] Int. Cl. **D10-04**
[52] U.S. Cl. **D10/85**
[58] Field of Search **D10/85, 86, 102; 73/738, 431, 432 AD**

[56]

References Cited

U.S. PATENT DOCUMENTS

D. 223,404 4/1972 Schwartz D10/102 X
D. 224,806 9/1972 Zuck D10/85
2,790,617 4/1957 Harland D10/85 X

Primary Examiner—Nelson C. Holtje
Attorney, Agent, or Firm—Martin Fleit

[57]

CLAIM

The ornamental design for a pressure gauge, as shown and described.

DESCRIPTION

FIG. 1 is a front perspective view of a pressure gauge showing our new design;
FIG. 2 is a front elevational view thereof;
FIG. 3 is a rear elevational view thereof;
FIG. 4 is a top plan view thereof;
FIG. 5 is a bottom plan view thereof;
FIG. 6 is a left side elevational view thereof, the right side being a mirror image thereto.




FIG. 1




FIG. 2




FIG. 3





FIG. 4




FIG. 5

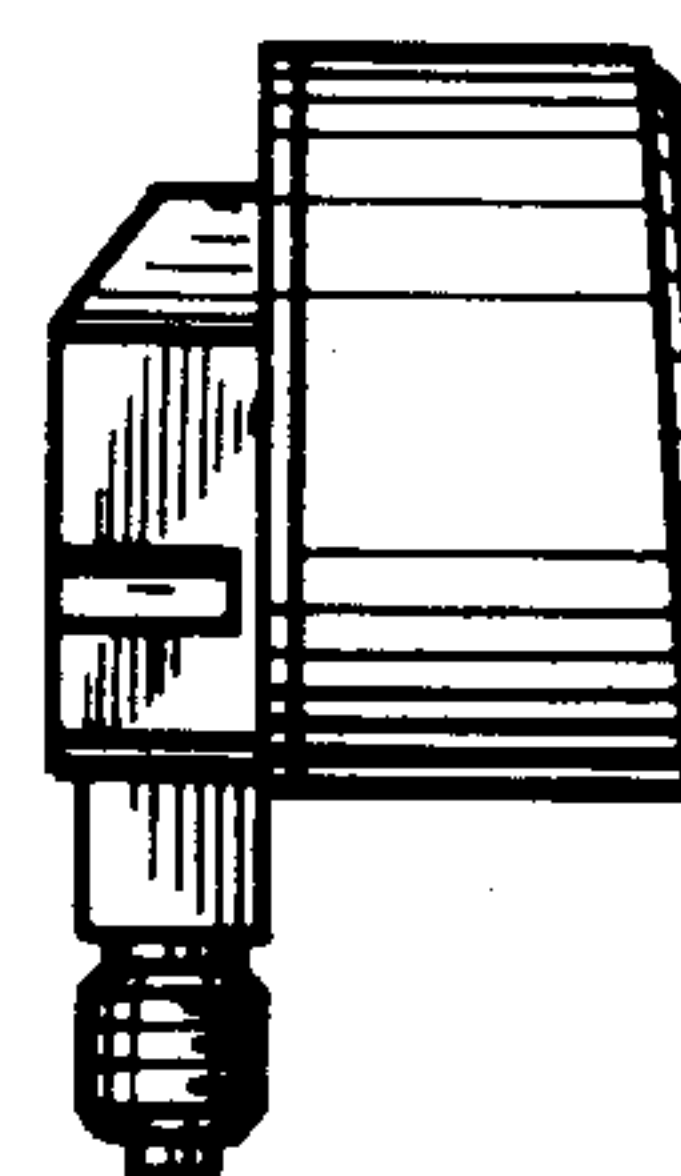


FIG. 6