

[54] BACK MASSAGER ATTACHMENT

[75] Inventor: Clifford E. Grube, Niles, Ill.

[73] Assignee: Associated Mills, Inc.

[\*\*] Term: 14 Years

[21] Appl. No.: 825,299

[22] Filed: Aug. 17, 1977

[51] Int. Cl. .... D24-04

[52] U.S. Cl. .... D24/64; D6/200

[58] Field of Search ..... D6/200, 201, 204;  
D24/36, 64; 5/345 R; 128/33, 362, 399; 272/94

[56] References Cited

U.S. PATENT DOCUMENTS

D. 229,359	11/1973	Nightingale .....	D24/64
D. 234,059	1/1975	Popp et al. ....	D24/36
D. 247,312	2/1978	Zeiss .....	D24/64

OTHER PUBLICATIONS

Montgomery Ward Spring & Summer '74 Cat., Balto. Ed., p. 448, item "B", Sacro Attachment.  
Sears Spring, Summer '75 Cat., Ed. 250A, p. 237, item #1, "Sacro Attachment".

Primary Examiner—Joel Stearman  
Assistant Examiner—Jane E. Corrigan  
Attorney, Agent, or Firm—George B. Newitt

[57] CLAIM

The ornamental design for a back massager attachment, as shown and described.

DESCRIPTION

FIG. 1 is a perspective view of a back massager attachment showing my new design;  
FIG. 2 is a side elevational view showing one side of the back massager attachment of my new design, the side elevational view of the other side being a mirror image of the side shown;  
FIG. 3 is a top plan view thereof;  
FIG. 4 is a rear elevational view thereof;  
FIG. 5 is a front elevational view thereof; and  
FIG. 6 is a bottom plan view thereof.

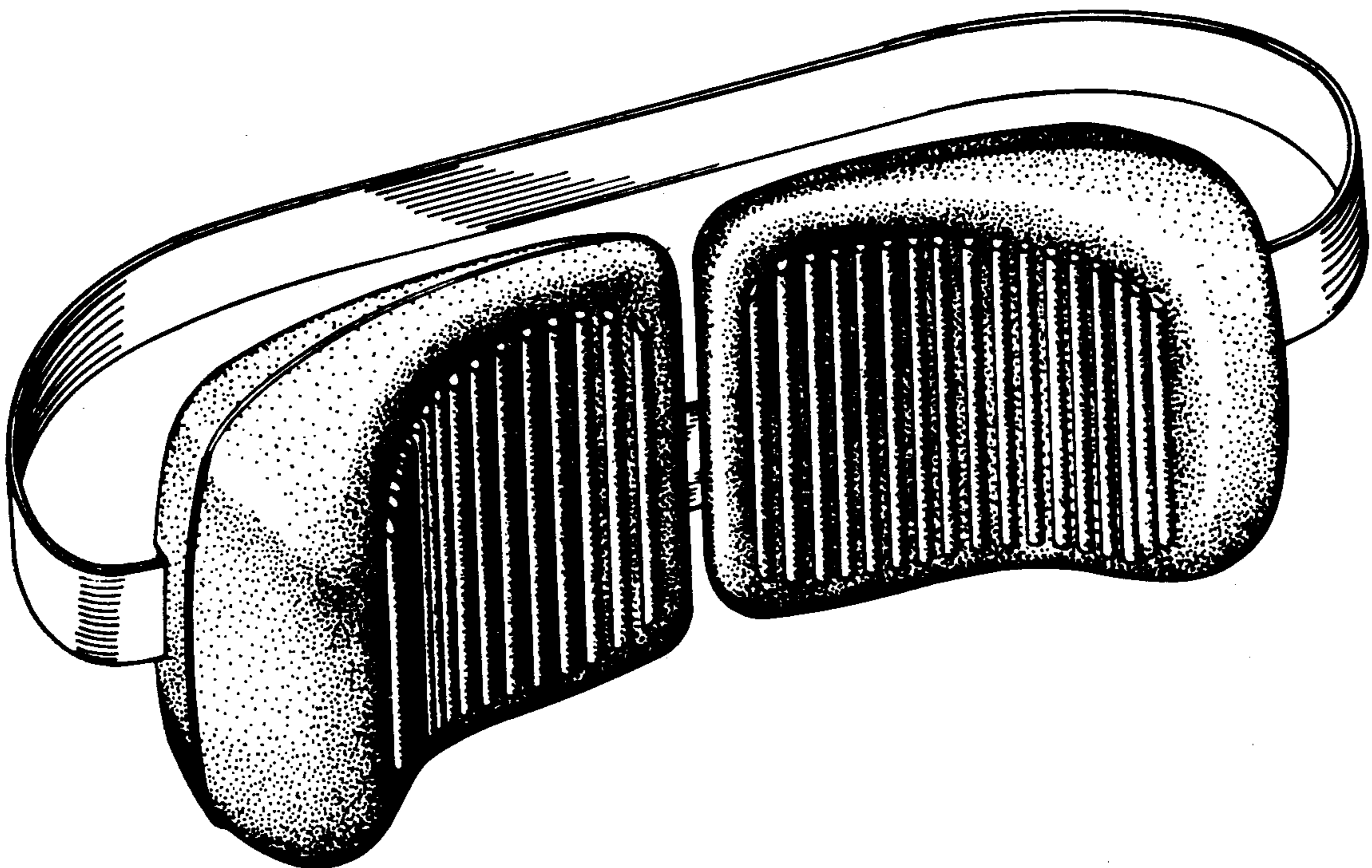




Fig. 1

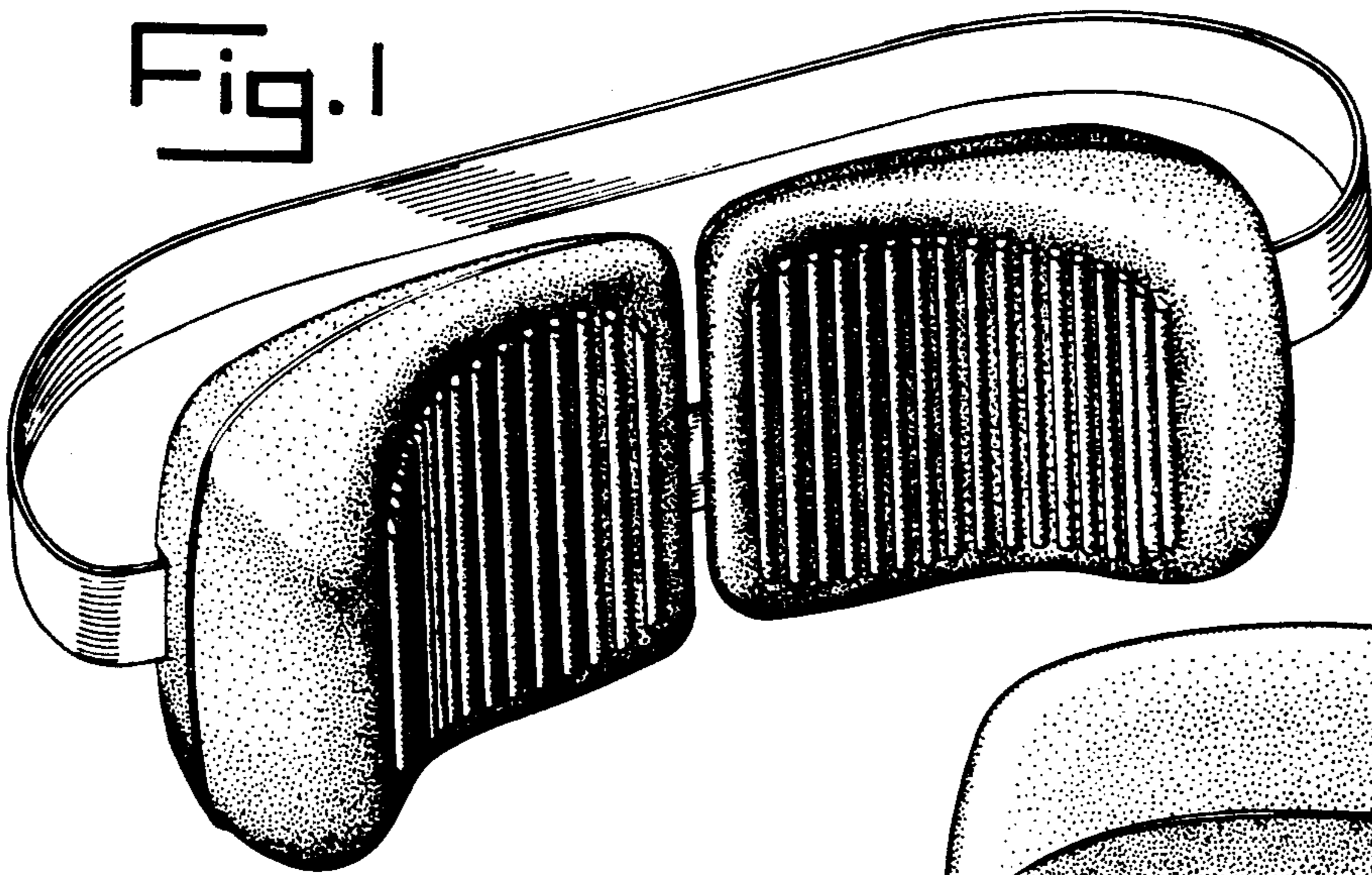


Fig. 4

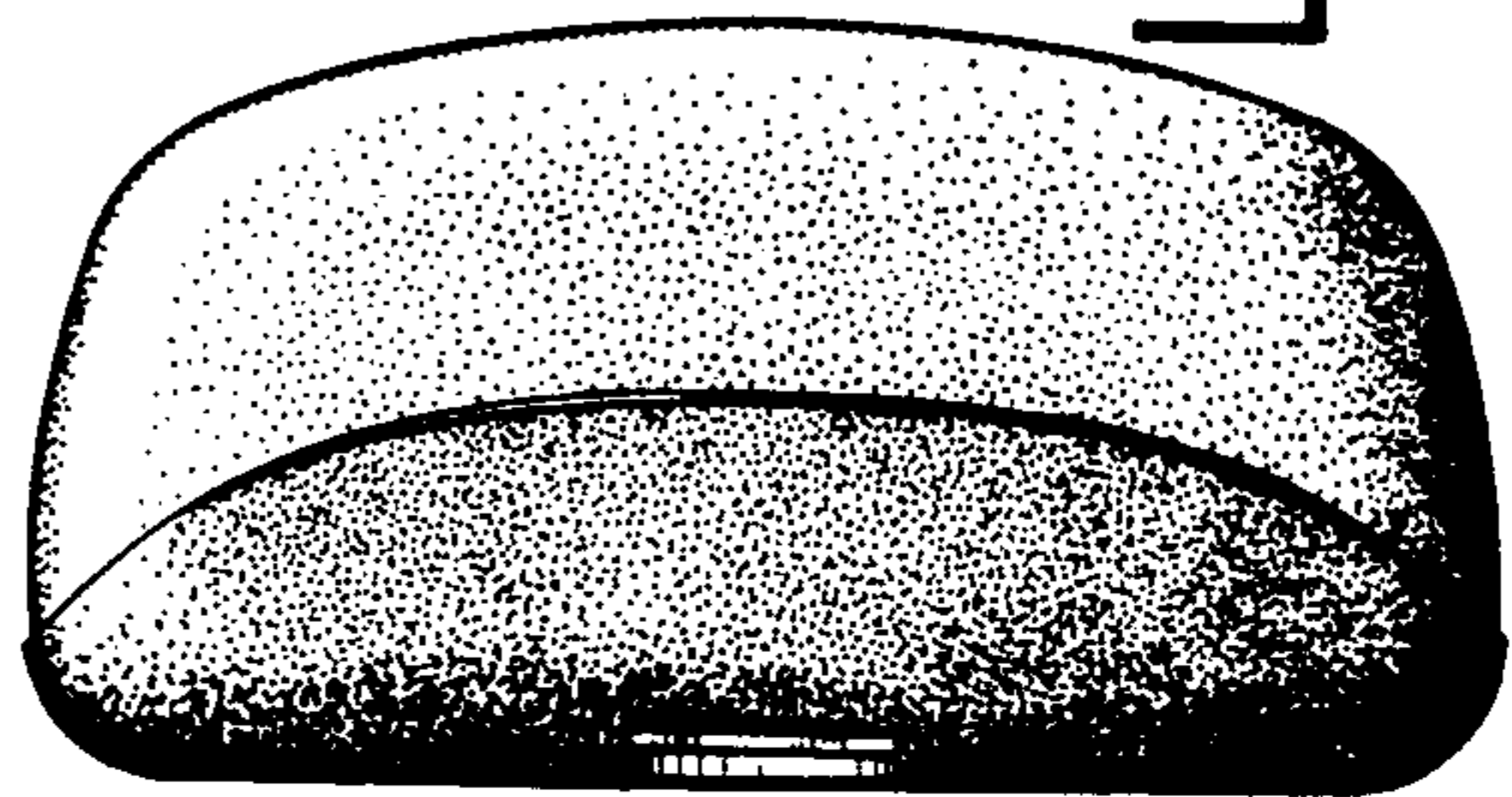


Fig. 2




Fig. 5




Fig. 3




Fig. 6

