

[54] PLANT RESERVOIR

[76] Inventor: Richard E. Cone, 249 Bowman Dr., Kent, Ohio 44240

[**] Term: 14 Years

[21] Appl. No.: 904,629

[22] Filed: May 10, 1978

[51] Int. Cl. D11-02

[52] U.S. Cl. D11/164; D11/153

[58] Field of Search D11/143-149, D11/151-156, 164; D7/23; 47/1 R, 4, 14, 16, 41 R, 41 SS, 33, 55, 59, 61, 66-69, 71, 72, 79, 81, 83, 85-87

[56] References Cited

U.S. PATENT DOCUMENTS

1,600,055 9/1926 Meyer D11/164
2,770,957 11/1956 Bronson 47/71

OTHER PUBLICATIONS

Thayer & Chandler's China Book, (insert in Lenox-Belleek), 2/15/1918, p. 20, Oval Bowl 3865.

Primary Examiner—Wallace R. Burke

Assistant Examiner—B. J. Bullock


Attorney, Agent, or Firm—Donald R. Bahr


[57] CLAIM

The ornamental design for a plant reservoir, as shown and described.

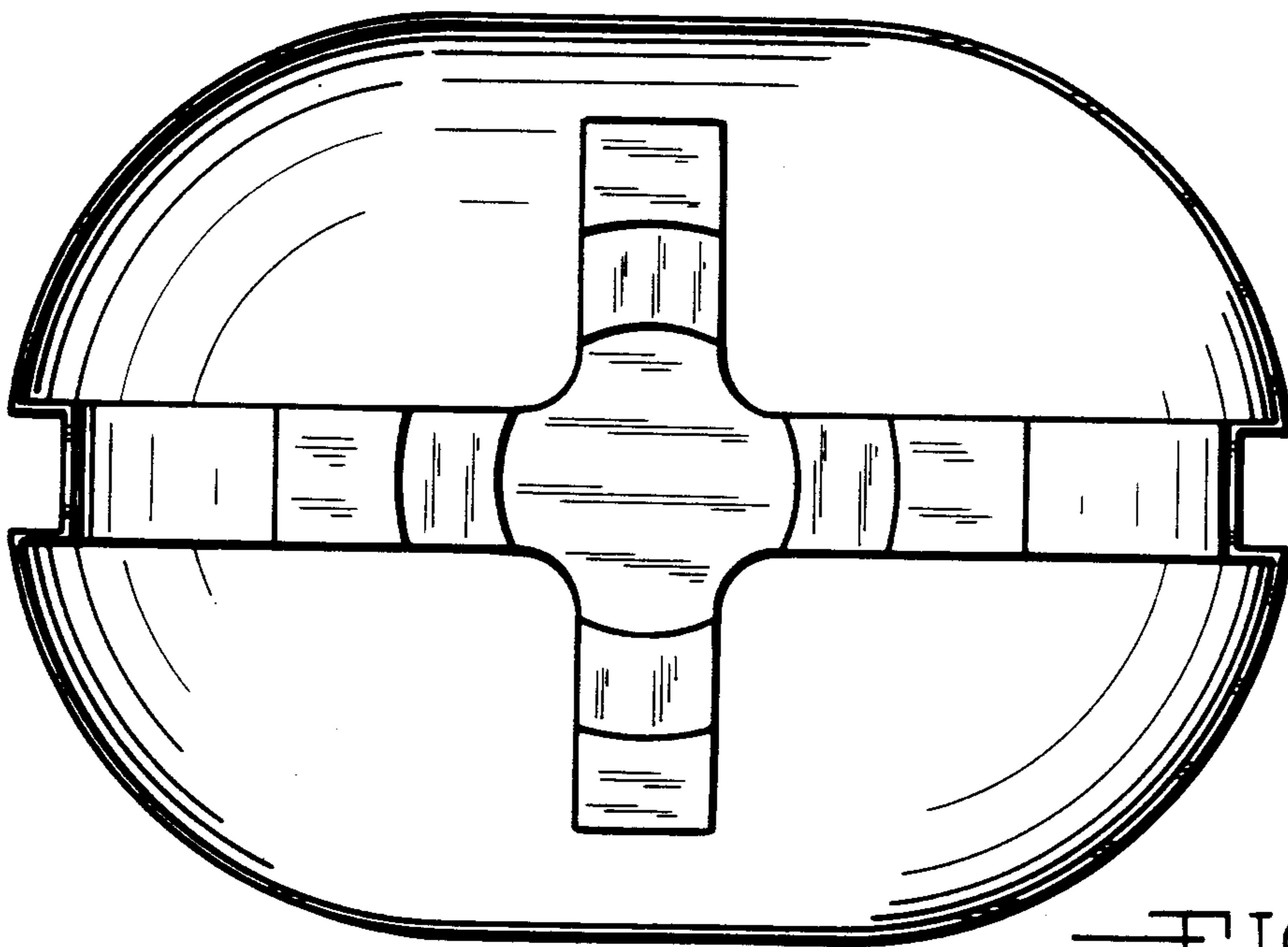
DESCRIPTION

FIG. 1 is a reduced top perspective view of a plant reservoir showing my new design; FIG. 2 is a top plan view thereof; FIG. 3 is a front view, the rear being identical; FIG. 4 is a side view taken from the right of FIG. 1, the side opposite being identical; FIG. 5 is a bottom view thereof.






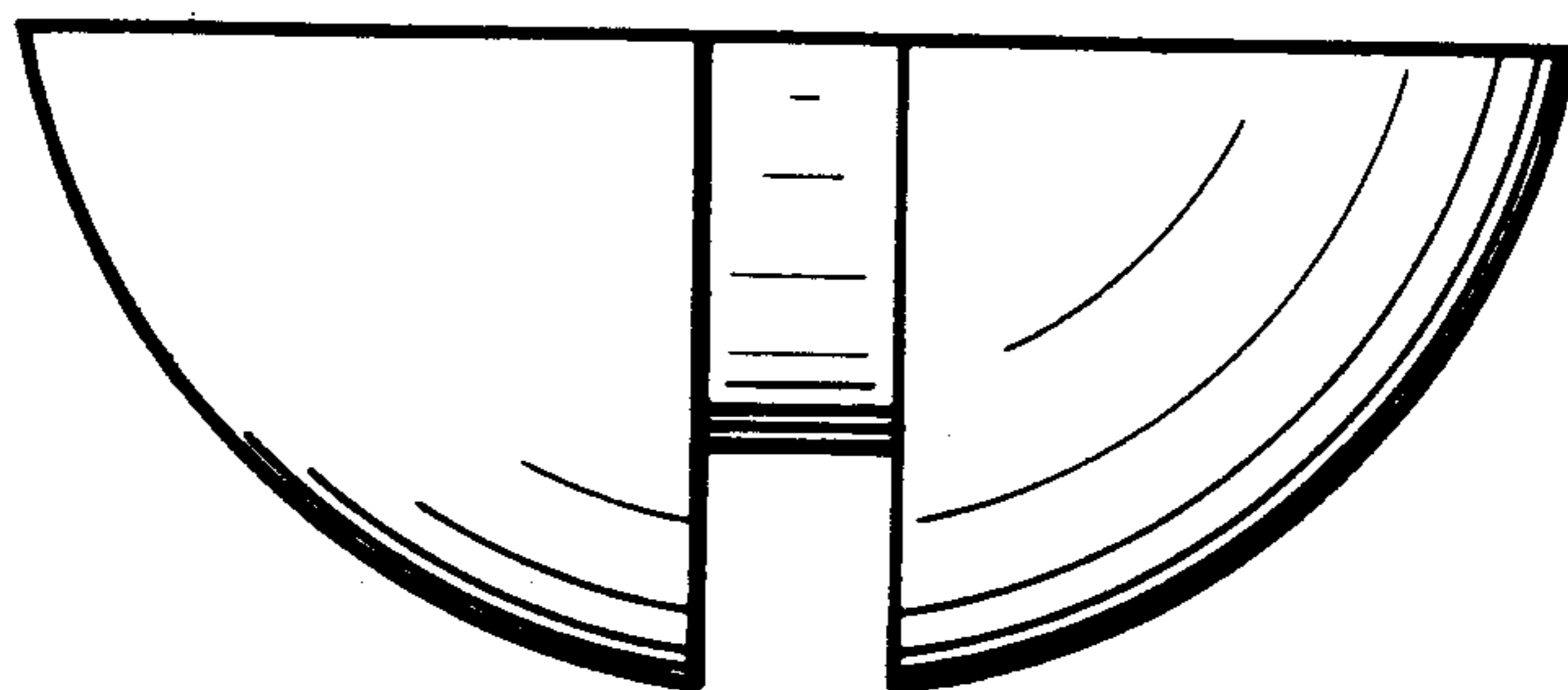
—FIG. 1



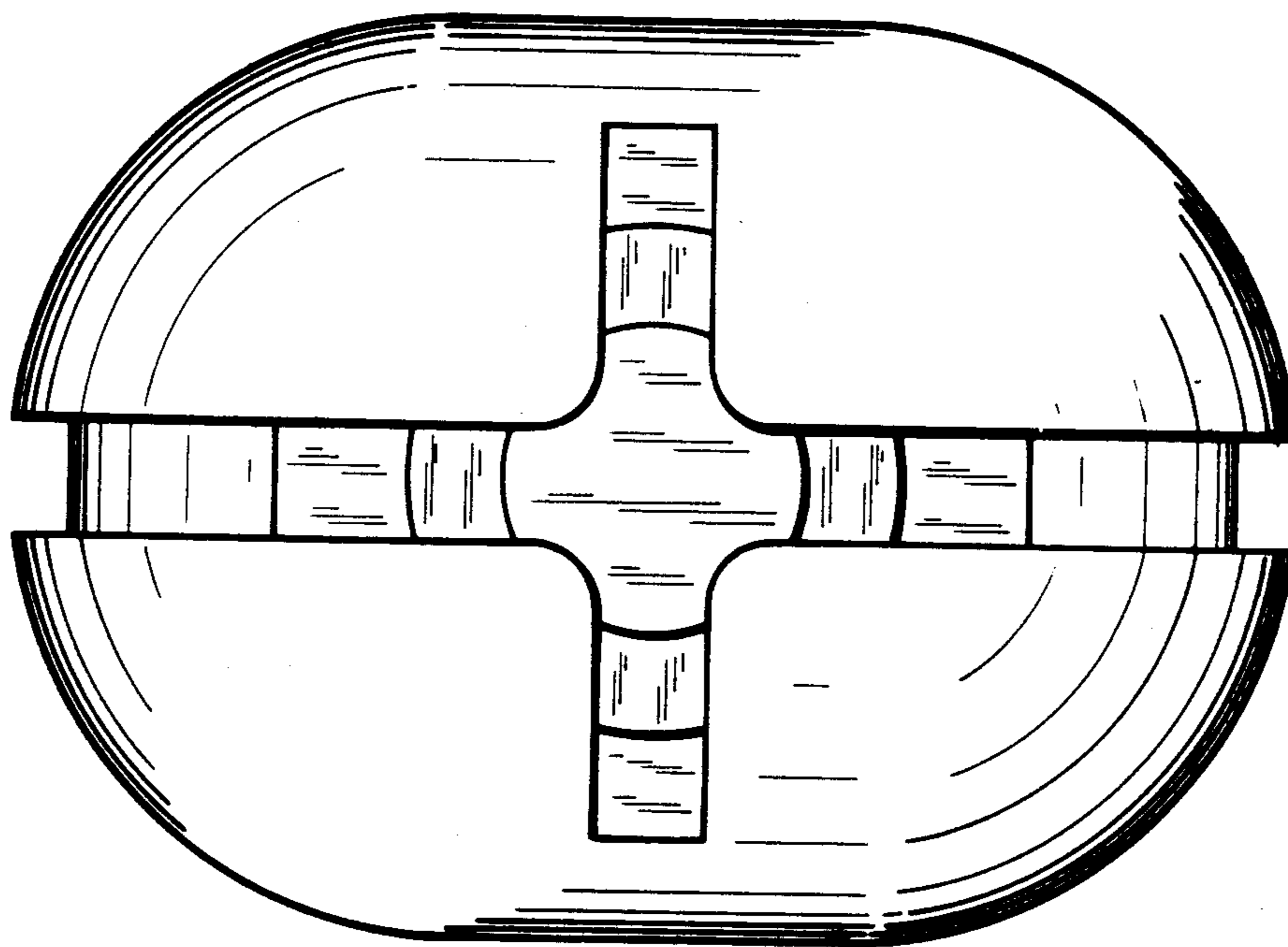
—FIG. 2



—FIG. 3



—FIG. 4



—FIG. 5