

[54] VEHICLE TOY

[75] Inventors: **Shinroku Nakao**, Yokohama;
Yoshiyasu Ishii; **Taira Hanashima**,
both of Tokyo, all of Japan

[73] Assignee: **Combi Co., Ltd.**, Tokyo, Japan

[**] Term: **14 Years**

[21] Appl. No.: **886,012**

[22] Filed: **Mar. 13, 1978**

Related U.S. Application Data

[63] Continuation of Ser. No. 725,914, Sep. 22, 1976.

[30] **Foreign Application Priority Data**

Jun. 28, 1976 [JP] Japan 51-24677

[51] Int. Cl. **D21-01**

[52] U.S. Cl. **D21/78**

[58] Field of Search D34/15 AJ, 15 AN, 15 AT;
D12/112-113, 107-108; 280/1.11 R, 1.191,
1.202, 1.208, 1.173, 87.01, 87.02

[56]

References Cited

U.S. PATENT DOCUMENTS

D. 221,094 6/1971 Greenwood D34/15 AJ
D. 222,755 12/1971 Michael D34/15 AJ
D. 239,127 3/1976 Powers D34/15 AJ

OTHER PUBLICATIONS

Playthings, 8-1970, p. 74, "Poweride" Toy Vehicle.
Playthings, 8-1970, p. 73, Toy Vehicle.
Toys, 3-1971, p. 135, Poweride X-77.

Primary Examiner—Joel Stearman
Assistant Examiner—Charles A. Rademaker
Attorney, Agent, or Firm—Donald E. Zinn

[57]

CLAIM

The ornamental design for a vehicle toy, as shown.

DESCRIPTION

FIG. 1 is a front, top and right side perspective view of a vehicle toy showing our new design; FIG. 2 is a rear, bottom and left side perspective view thereof; FIG. 3 is a top and rear perspective view thereof; and FIG. 4 is a bottom plan view thereof.




FIG. 1




FIG. 2




FIG. 3

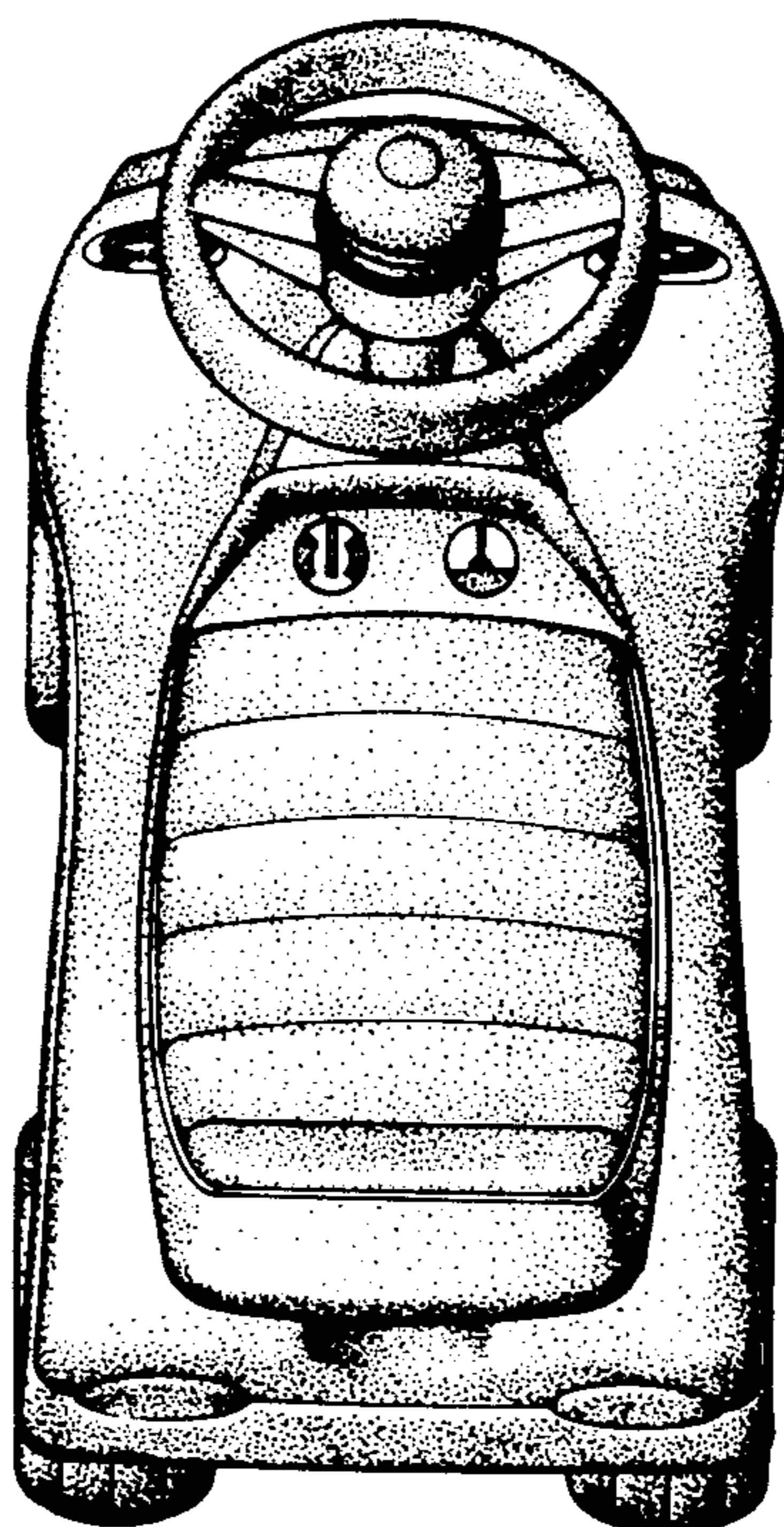


FIG. 4

