

[54] MIDRANGE FREQUENCY LOUDSPEAKER

[75] Inventor: Gary C. Gillum, Hope, Ark.

[73] Assignee: Klipsch and Associates, Inc., Hope, Ark.

[**] Term: 14 Years

[21] Appl. No.: 851,539

[22] Filed: Nov. 14, 1977

[51] Int. Cl. D14-01

[52] U.S. Cl. D14/35; D14/33

[58] Field of Search 181/154, 155, 198, 199, 181/152, 148; 179/1 E; D14/33, 35

[56] References Cited

U.S. PATENT DOCUMENTS

D. 182,351 3/1958 Avedon D14/35

| | | | |
|------------|---------|-------------------|-----------|
| D. 238,182 | 12/1975 | Kizawa | D14/33 |
| D. 247,237 | 2/1978 | Croup | D14/35 |
| 4,014,597 | 3/1977 | Griffin, Jr. | 181/199 X |
| 4,083,426 | 4/1978 | Peugh | 181/155 |

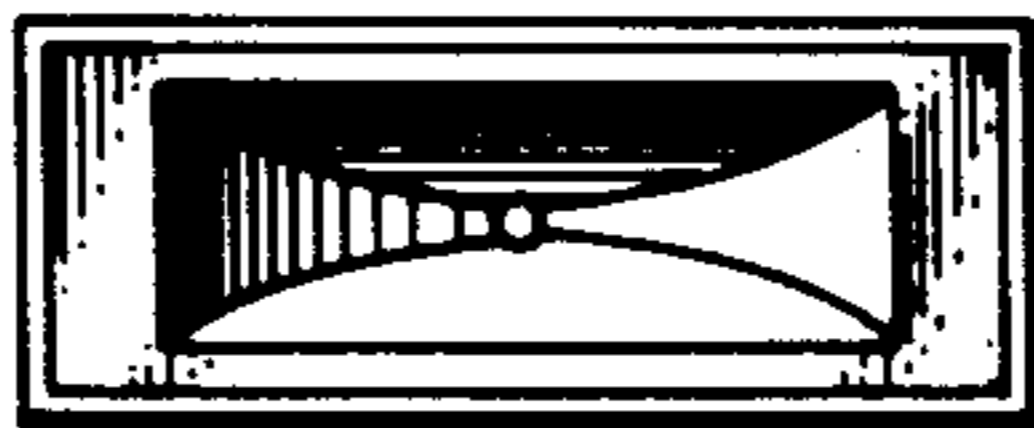
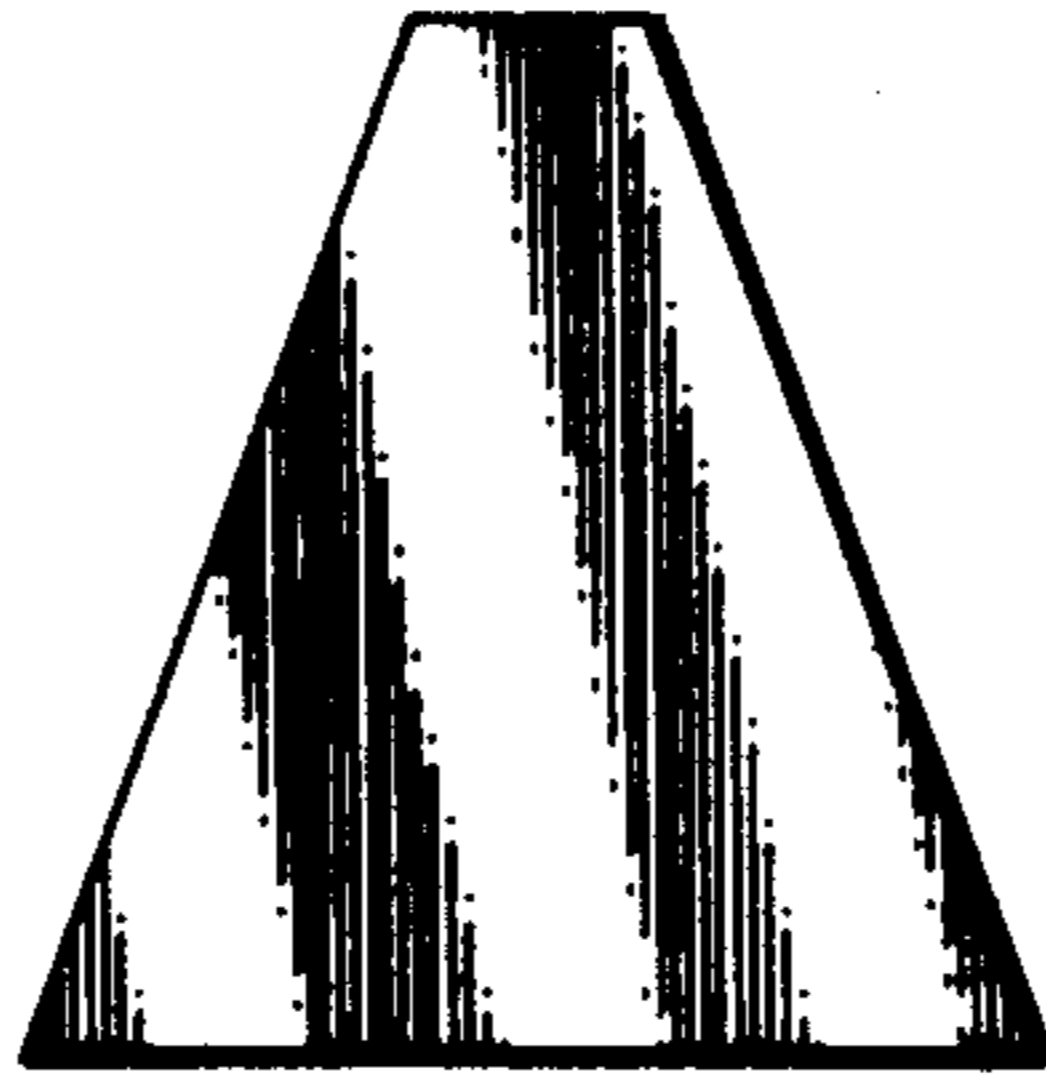
Primary Examiner—Bernard Ansher
Attorney, Agent, or Firm—Herbert C. Brinkman

[57] CLAIM

The ornamental design for a midrange frequency loudspeaker, as shown.

DESCRIPTION

FIG. 1 is a top plan view of the midrange frequency loudspeaker incorporating my new design;
FIG. 2 is a side elevational view of the loudspeaker of FIG. 1;
FIG. 3 is a front elevational view of the loudspeaker of FIG. 1; and
FIG. 4 is a rear elevational view of the loudspeaker of FIG. 1.



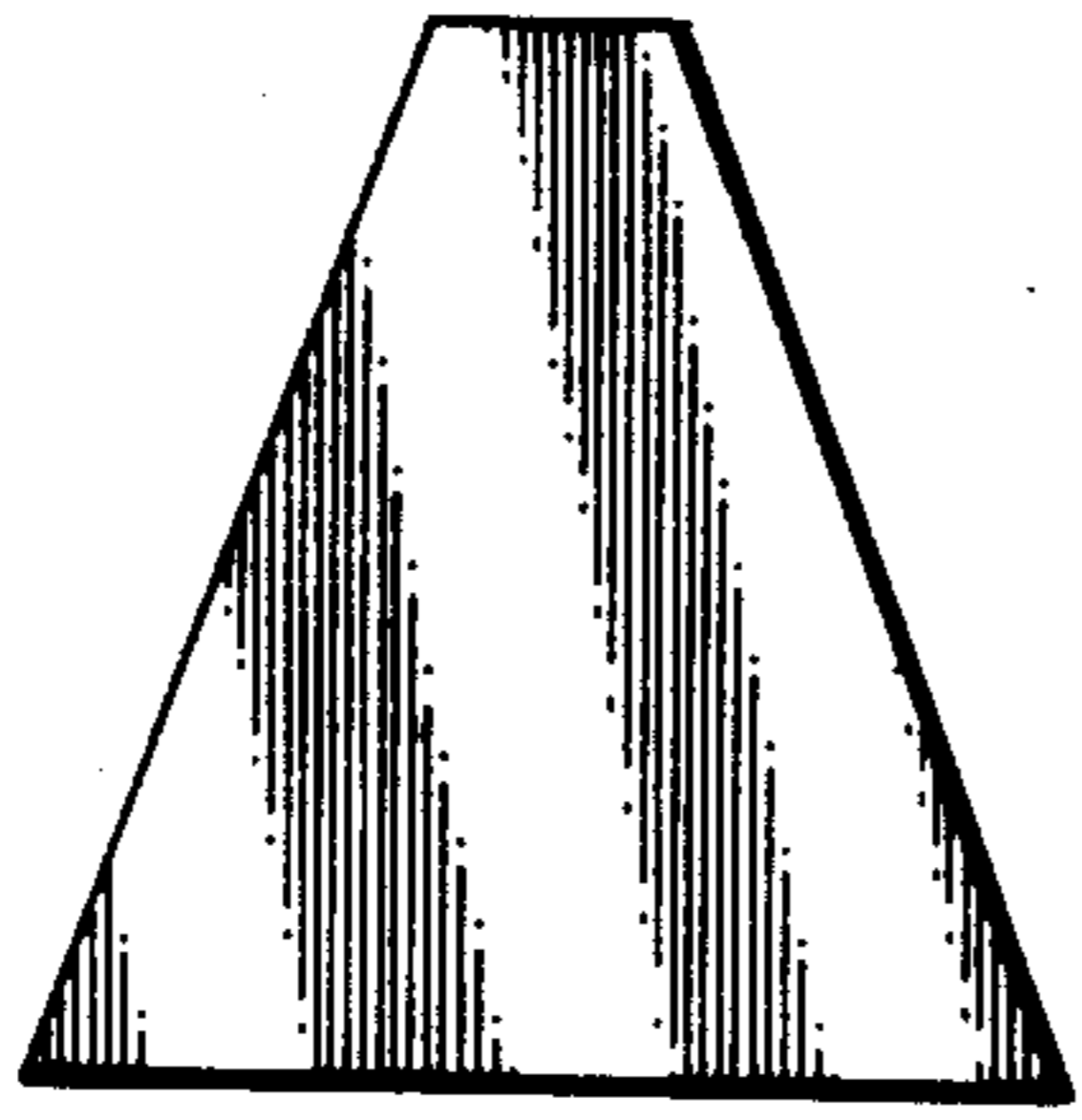


Fig. 1

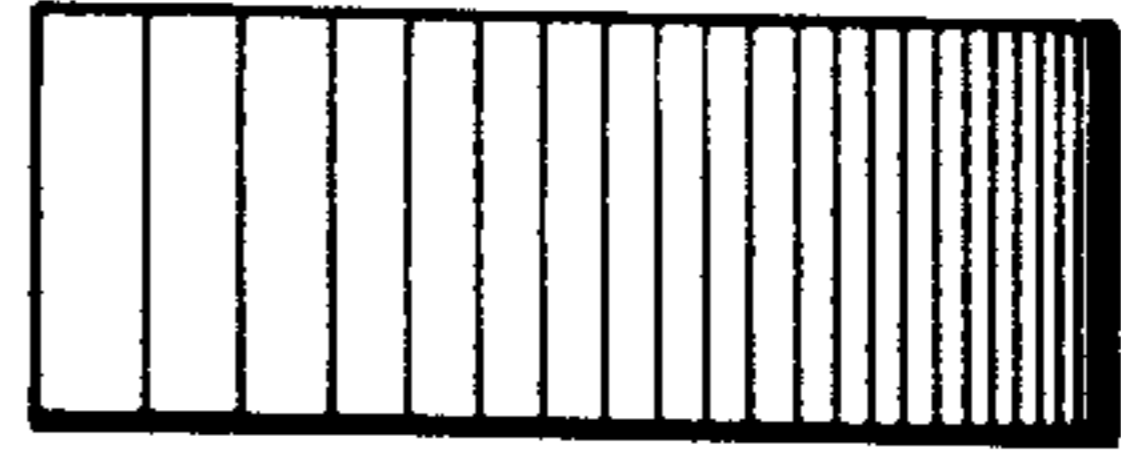


Fig. 2

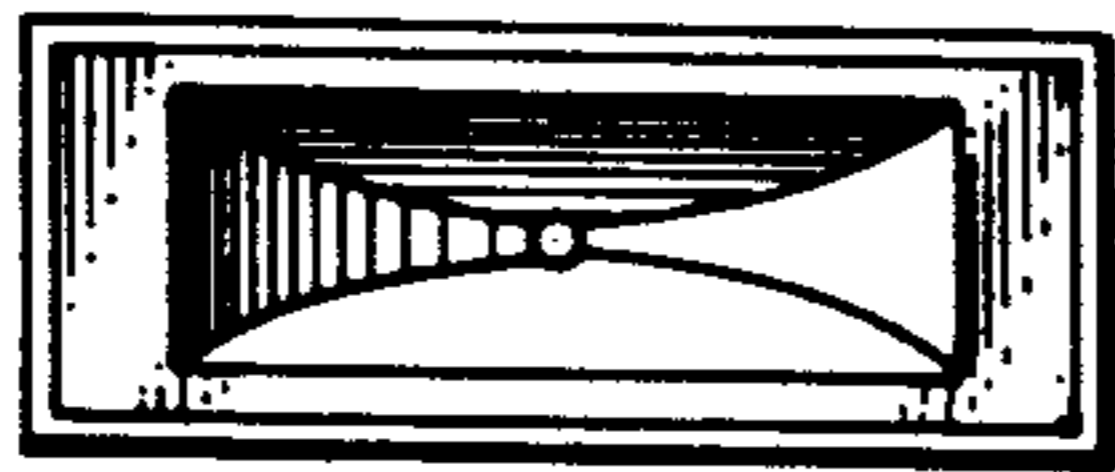


Fig. 3



Fig. 4