

[54] THIN ABSORBENT PAD FOR A PANTY LINER OR THE LIKE

[75] Inventor: Howard A. Whitehead, Appleton, Wis.

[73] Assignee: Kimberly-Clark Corporation, Neenah, Wis.

[\*\*] Term: 14 Years

[21] Appl. No.: 877,405

[22] Filed: Feb. 13, 1978

[51] Int. Cl. .... D24-04

[52] U.S. Cl. .... D24/51; D24/49; D24/50; 128/287; 128/290 R

[58] Field of Search ..... D24/50, 49, 51, 99; 128/290 R, 284, 287, 156, 288

[56] References Cited

U.S. PATENT DOCUMENTS

D. 240,563	7/1976	Whitehead et al. ....	D24/34 X
D. 240,564	7/1976	Whitehead et al. ....	D24/34 X
D. 247,372	2/1978	Whitehead .....	D24/51
3,805,790	4/1974	Kaczmarzyk et al. ....	128/290 R
3,881,490	5/1975	Whitehead et al. ....	128/287
4,023,571	5/1977	Comerford et al. ....	128/290 P

Primary Examiner—Bernard Ansher  
Attorney, Agent, or Firm—Daniel J. Hanlon, Jr.

[57] CLAIM

The ornamental design for a thin absorbent pad for a panty liner or the like, substantially as shown and described.

DESCRIPTION

FIG. 1 is a top plan view of one embodiment of a thin absorbent pad for a panty liner or the like, showing my new design;

FIG. 2 is a side elevation thereof;

FIG. 3 is a bottom plan view of the pad illustrated in FIG. 1;


FIG. 4 is an end elevation of FIG. 1;

FIG. 5 is a plan view of a second modified embodiment of the thin absorbent pad illustrated in FIG. 1; it being understood that the fragmentary pattern shown therein, and in subsequent FIGURES, continues uniformly throughout the top surface of the pad;

FIG. 6 is a third modified embodiment of the thin absorbent pad illustrated in FIG. 1;

FIG. 7 is a fourth modified embodiment of the thin absorbent pad illustrated in FIG. 1;

FIG. 8 is a fifth modified embodiment of the thin absorbent pad illustrated in FIG. 1.






FIG. 1



FIG. 2




FIG. 3



FIG. 4




FIG. 5




FIG. 6

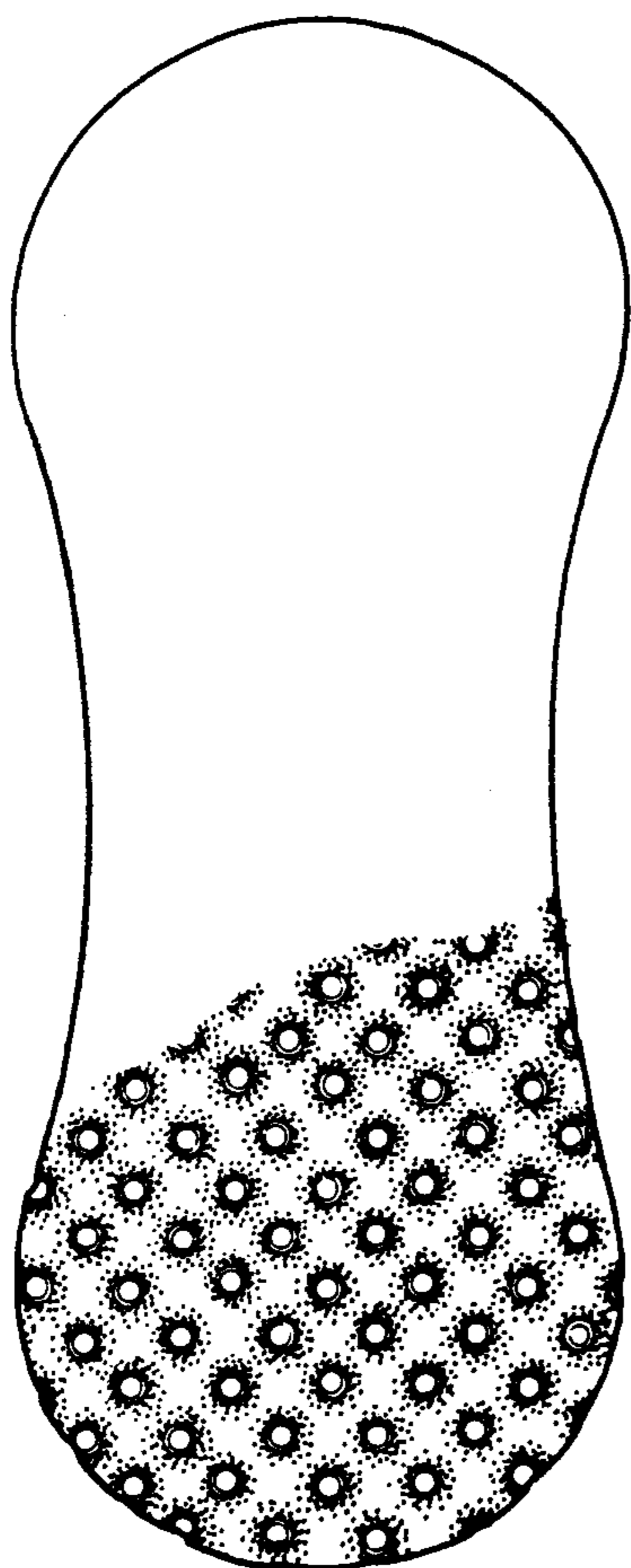


FIG. 7

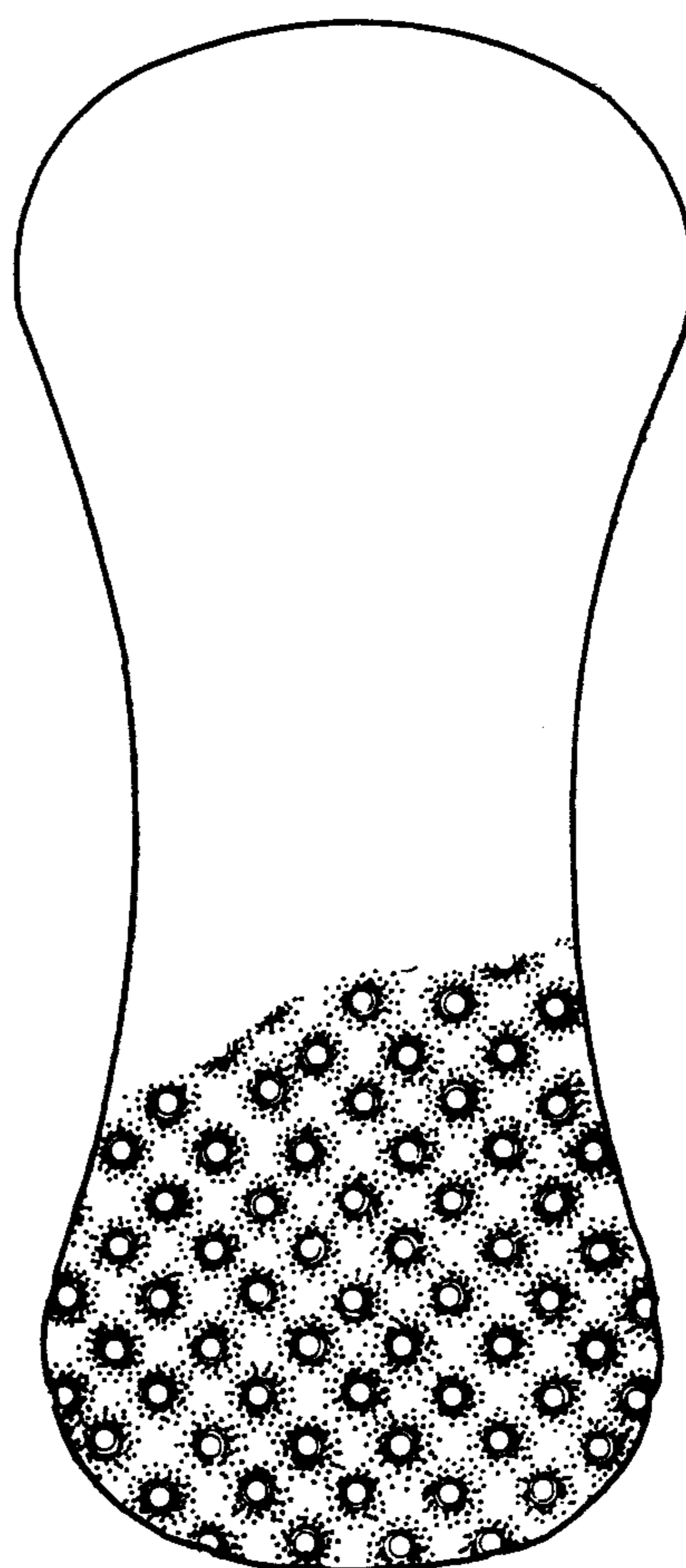


FIG. 8