

[54] RECORD PLAYER

[76] Inventor: **Kazuhito Ohtomo**, c/o Sansui Electric Co., Ltd., No. 14-1, 2 chome, Izumi, Suginami-ku, Tokyo, Japan

[**] Term: **14 Years**

[21] Appl. No.: **803,920**

[22] Filed: **Jun. 6, 1977**

[30] **Foreign Application Priority Data**

Dec. 6, 1976 [JP] Japan 51-47507

[51] Int. Cl. **D14-01**

[52] U.S. Cl. **D14/17; D14/27**

[58] Field of Search **D14/1, 14, 17, 20, 25, D14/27, 28**

[56] **References Cited**

U.S. PATENT DOCUMENTS

D. 247,488 3/1978 Ohtomo **D14/17**

OTHER PUBLICATIONS

Stereo Review, 6-76, p. 10, Sony Phonograph.
Stereo Review, 12-76, p. 43, "Accutrac 4000", Record Player.

Merchandising, 6-77, p. 23, item # "TP727, D.C. Servo Semi-Automatic Turntable System".

Primary Examiner—Joel Stearman

Assistant Examiner—Jane E. Corrigan

Attorney, Agent, or Firm—Richard C. Sughrue

[57] **CLAIM**

The ornamental design for a record player, as shown and described.

DESCRIPTION

FIG. 1 is a front, top and right side perspective view of a record player showing my new design;

FIG. 2 is a top plan view;

FIG. 3 is a left side elevational view;

FIG. 4 is a front elevational view;

FIG. 5 is a rear elevational view; and

FIG. 6 is a bottom plan view thereof.

The regularly spaced, rectangular ornamentations on the outer-most vertical, cylindrical wall of the turntable are merely surface markings.




FIG. 1




FIG. 2




FIG. 3

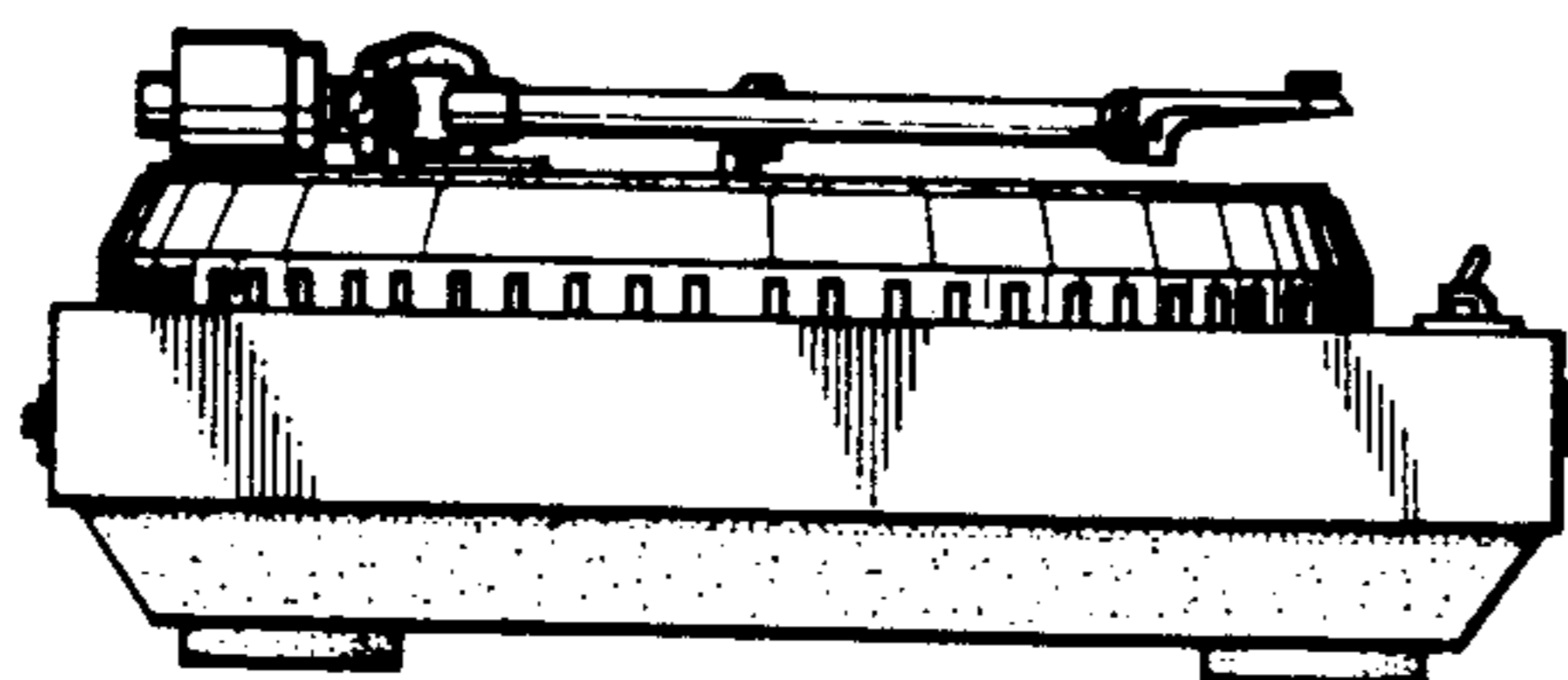


FIG. 4

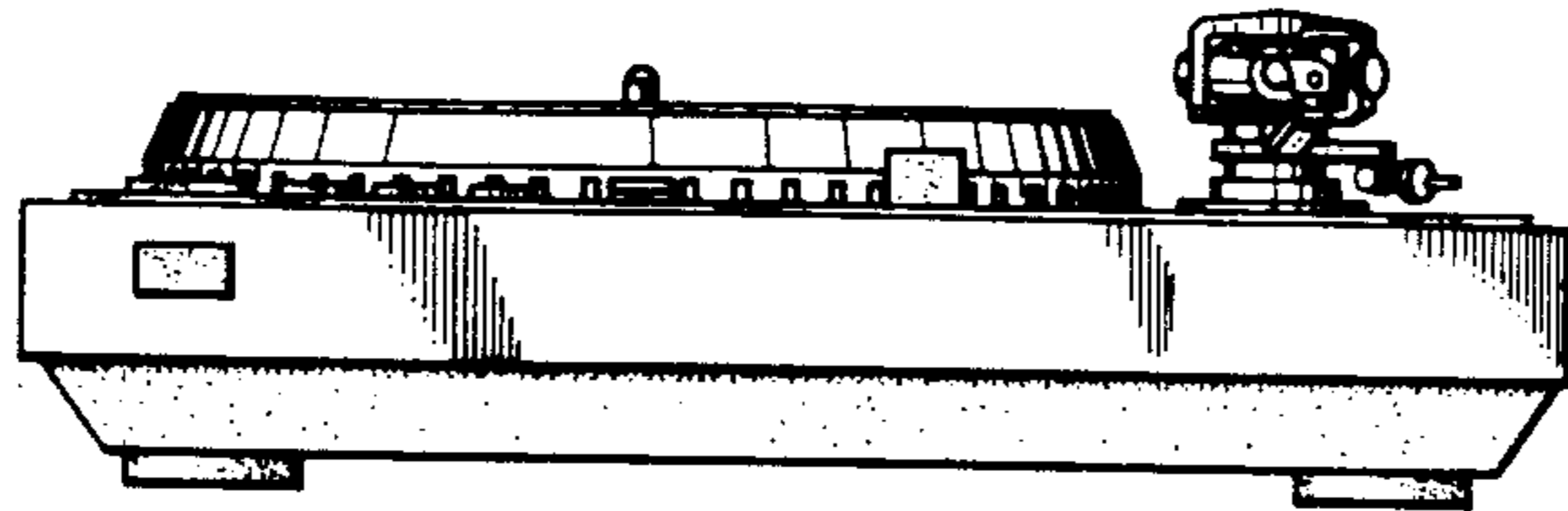


FIG. 5

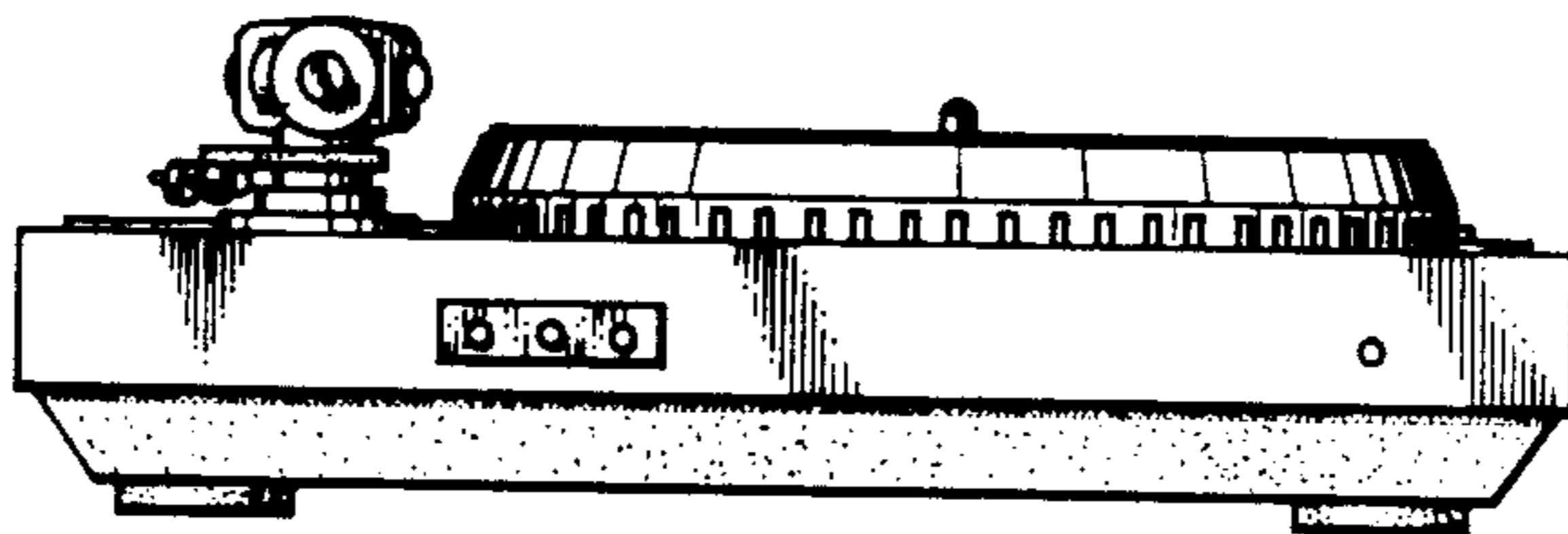


FIG. 6

