

[54] **SPEAKER STAND**

D. 243,977 4/1977 Roberts D6/184 X
4,073,460 2/1978 Dale 248/441 R

[76] Inventor: **Larry K. Davis**, 1701 S. Florence,
Tulsa, Okla. 74104

FOREIGN PATENT DOCUMENTS

311235 11/1955 Switzerland D6/184 X

[**] Term: **14 Years**

Primary Examiner—Bruce W. Dunkins
Attorney, Agent, or Firm—James R. Head

[21] Appl. No.: **846,390**

[57] **CLAIM**

[22] Filed: **Oct. 28, 1977**

The ornamental design for a speaker stand, as shown
and described.

[51] Int. Cl. **D6-99**

[52] U.S. Cl. **D6/184; D6/18;**
D6/85; D6/155

DESCRIPTION

[58] Field of Search **D6/18, 85, 155, 184;**
248/441, 450, 454, 460, 371

FIG. 1 is a top plan view of a speaker stand showing my
new design;

[56] **References Cited**

U.S. PATENT DOCUMENTS

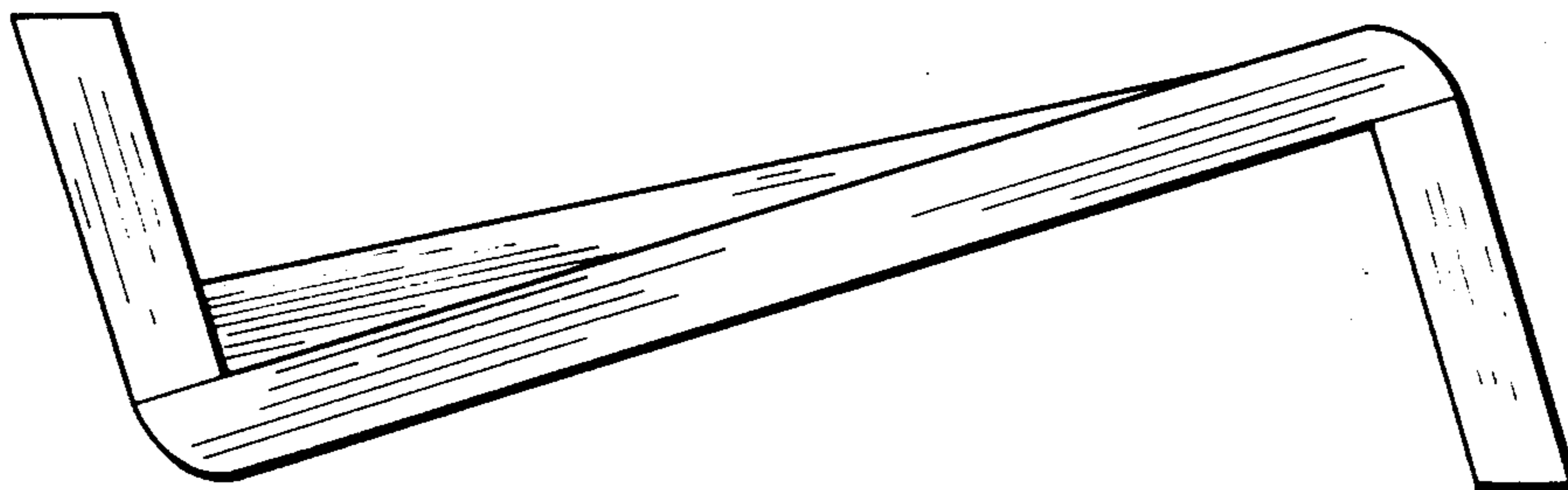
D. 181,726 12/1957 Greeson D6/184
D. 185,295 5/1959 Marano D19/92 X

FIG. 2 is an end elevational view;

FIG. 3 is a side elevational view, the opposite side being
a mirror image thereof;

FIG. 4 is the opposite end view of FIG. 2.

FIG. 5 is a bottom view.






Fig. 1




Fig. 2

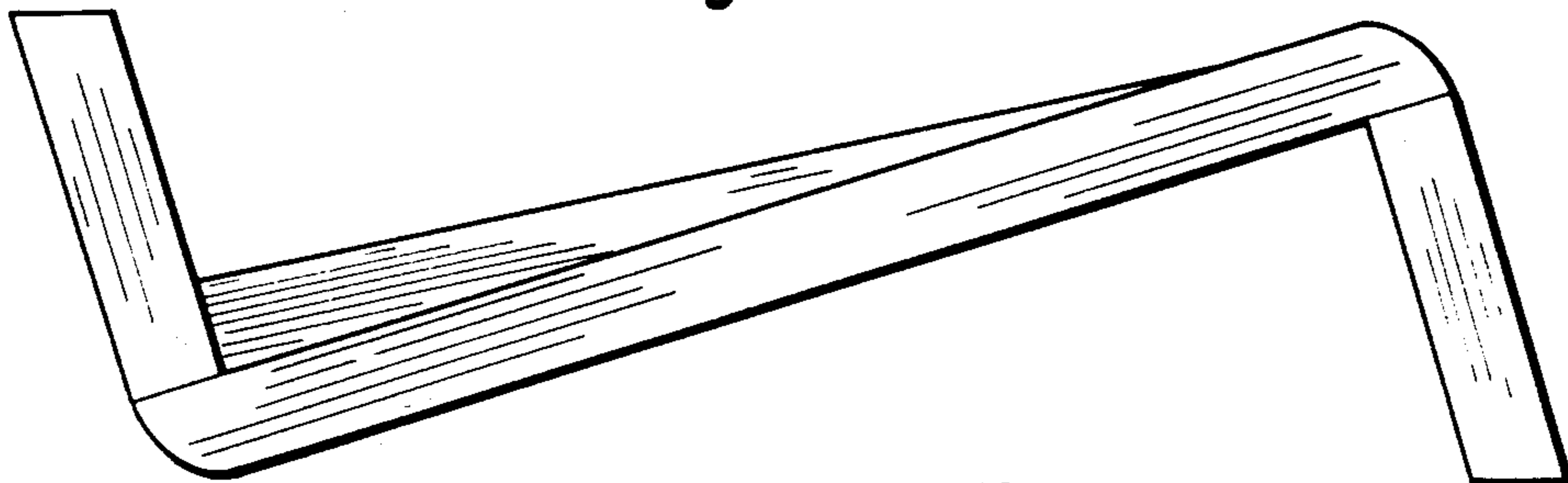


Fig. 3




Fig. 4




Fig. 5