

[54] DOOR EDGE DRAFT SHIELD

[76] Inventor: Bernard Corbin, P.O. Box 29663, Atlanta, Ga. 30359

[**] Term: 14 Years

[21] Appl. No.: 805,805

[22] Filed: Jun. 13, 1977

[51] Int. Cl. D25-01

[52] U.S. Cl. D25/74; D25/79

[58] Field of Search 49/475, 488, 493, 494; D25/73, 74, 75, 76, 77, 78, 79

[56] References Cited

U.S. PATENT DOCUMENTS

2,249,424	7/1941	Hanington	49/475
3,850,471	11/1974	Johnson	49/475

FOREIGN PATENT DOCUMENTS

384238	12/1932	United Kingdom	49/475
434291	8/1935	United Kingdom	49/475
1074095	6/1967	United Kingdom	49/475

OTHER PUBLICATIONS

Sweet's Architectural Catalog File, 1977, section 8.35/Na, p. 15, top left item.

Primary Examiner—A. Hugo Word
Attorney, Agent, or Firm—Harold D. Jones, Jr.

[57] CLAIM

The ornamental design for a door edge draft shield, substantially as shown.

DESCRIPTION

FIG. 1 is a perspective view of the present design, showing a break in the center portion to denote indefinite length;

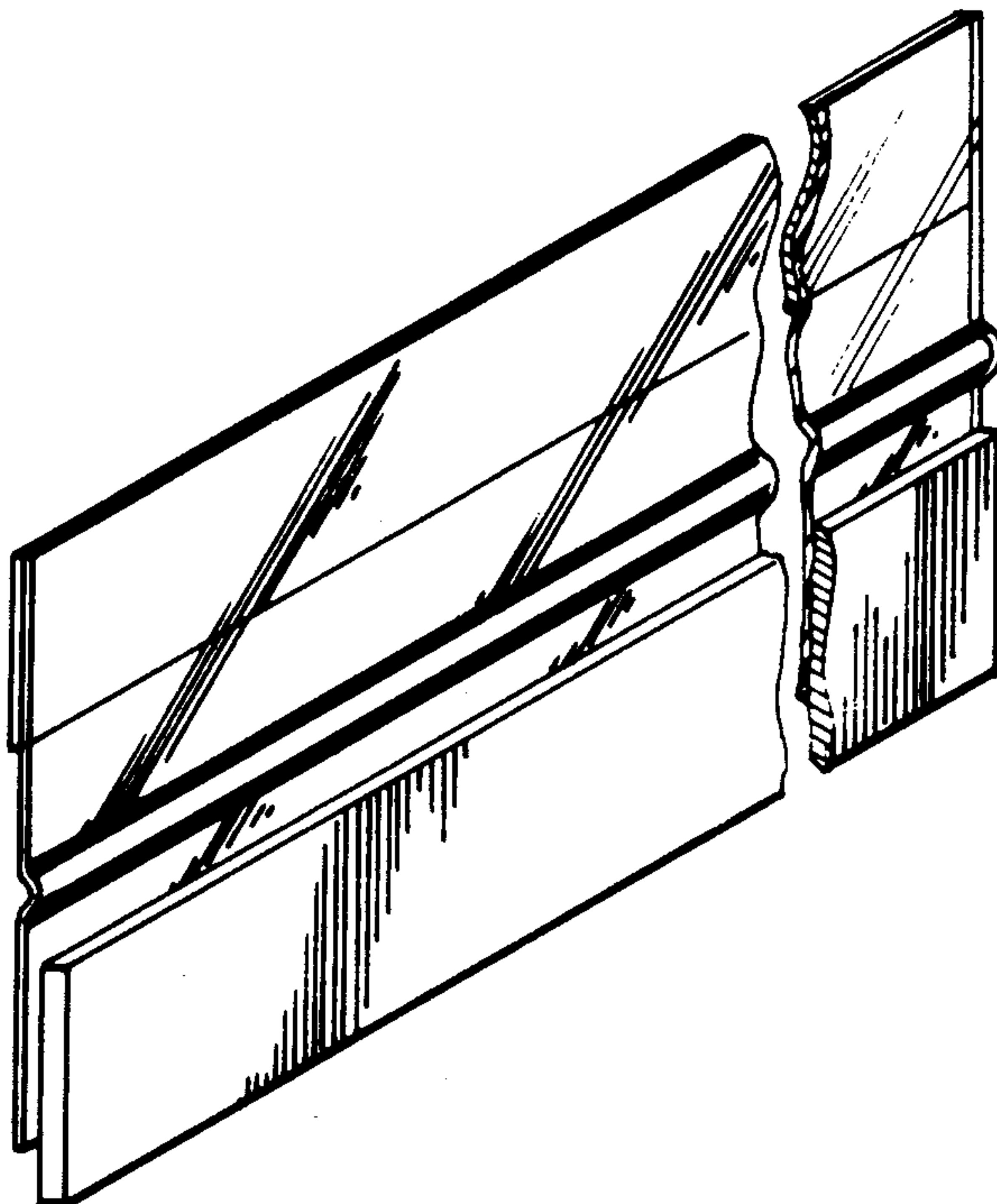
FIG. 2 is an end view thereof;

FIG. 3 is a front elevational view thereof, showing a break in the center portion to denote indefinite length;

FIG. 4 is a top view thereof, showing a break in the center portion to denote indefinite length;

FIG. 5 is a rear elevational view thereof, showing a break in the center portion to denote indefinite length; and

FIG. 6 is a bottom view thereof, showing a break in the center portion to denote indefinite length.






Fig. 1



Fig. 2

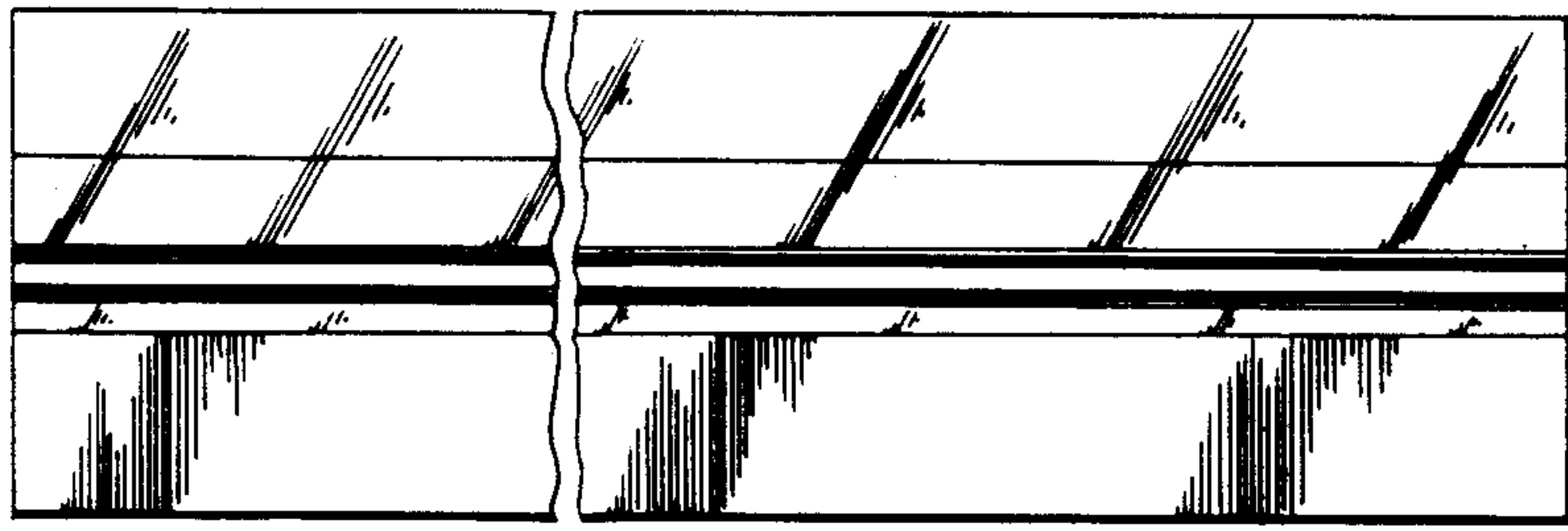


Fig. 3



Fig. 4

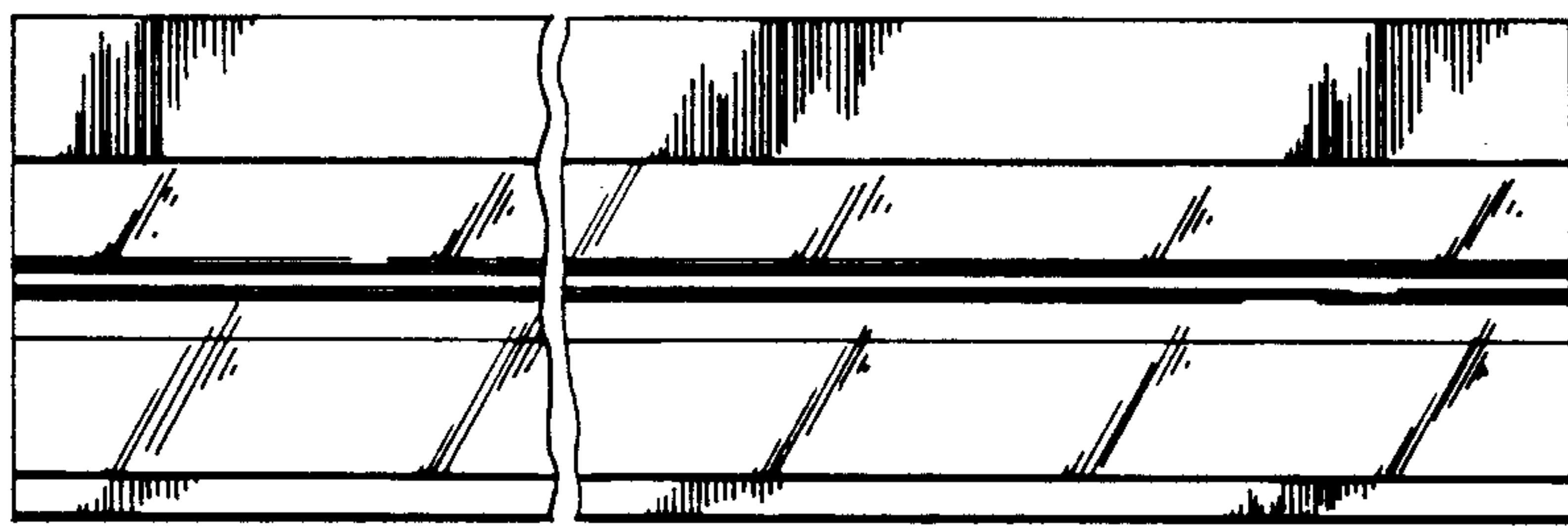


Fig. 5




Fig. 6