

- [54] TOY PARACHUTE FRAME
- [75] Inventors: **Sam Kupperman**, Chicago; **Dennis Kupperman**, Glenview, both of Ill.
- [73] Assignee: **RB Toy Development Co.**, Skokie, Ill.
- [\*\*] Term: **14 Years**
- [21] Appl. No.: **802,285**
- [22] Filed: **May 31, 1977**
- [51] Int. Cl. .... **D21-01**
- [52] U.S. Cl. .... **D21/91**
- [58] Field of Search ..... **D34/15 R, 15 PP; 46/79, 46/80, 81, 86 R, 86 C, 86 A; D29/6, 99; D71/242; 244/155 R; D22/25; D21/91**

2,587,699	3/1952	Cotter .....	46/80
3,332,645	7/1967	Hansen .....	46/86 R
3,432,962	3/1969	Boese .....	46/86 R

*Primary Examiner*—Joel Stearman  
*Assistant Examiner*—Charles A. Rademaker  
*Attorney, Agent, or Firm*—Harry M. Levy


[57] CLAIM

The ornamental design for a toy parachute frame, as shown.

DESCRIPTION

FIG. 1 is a perspective view of a toy parachute frame showing our new design;  
 FIG. 2 is a top plan view thereof shown on a slightly enlarged scale;  
 FIG. 3 is an end elevational view thereof in an inverted condition;  
 FIG. 4 is a bottom plan view thereof; and,  
 FIG. 5 is a right end elevational view of FIG. 4.

- [56] **References Cited**
- U.S. PATENT DOCUMENTS
- 2,509,182 5/1950 Annable ..... 46/86 R



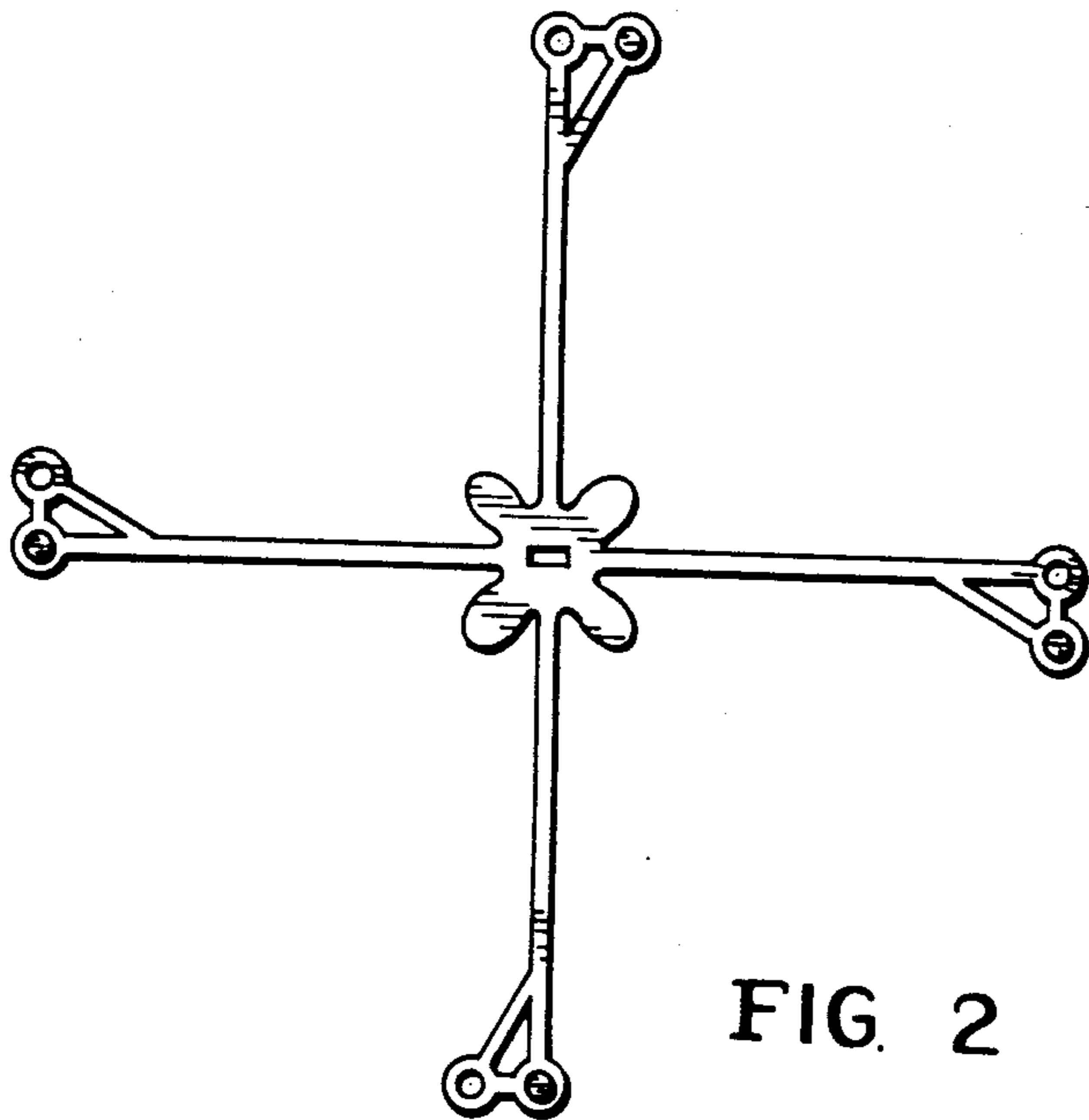


FIG. 2




FIG. 1



FIG. 3

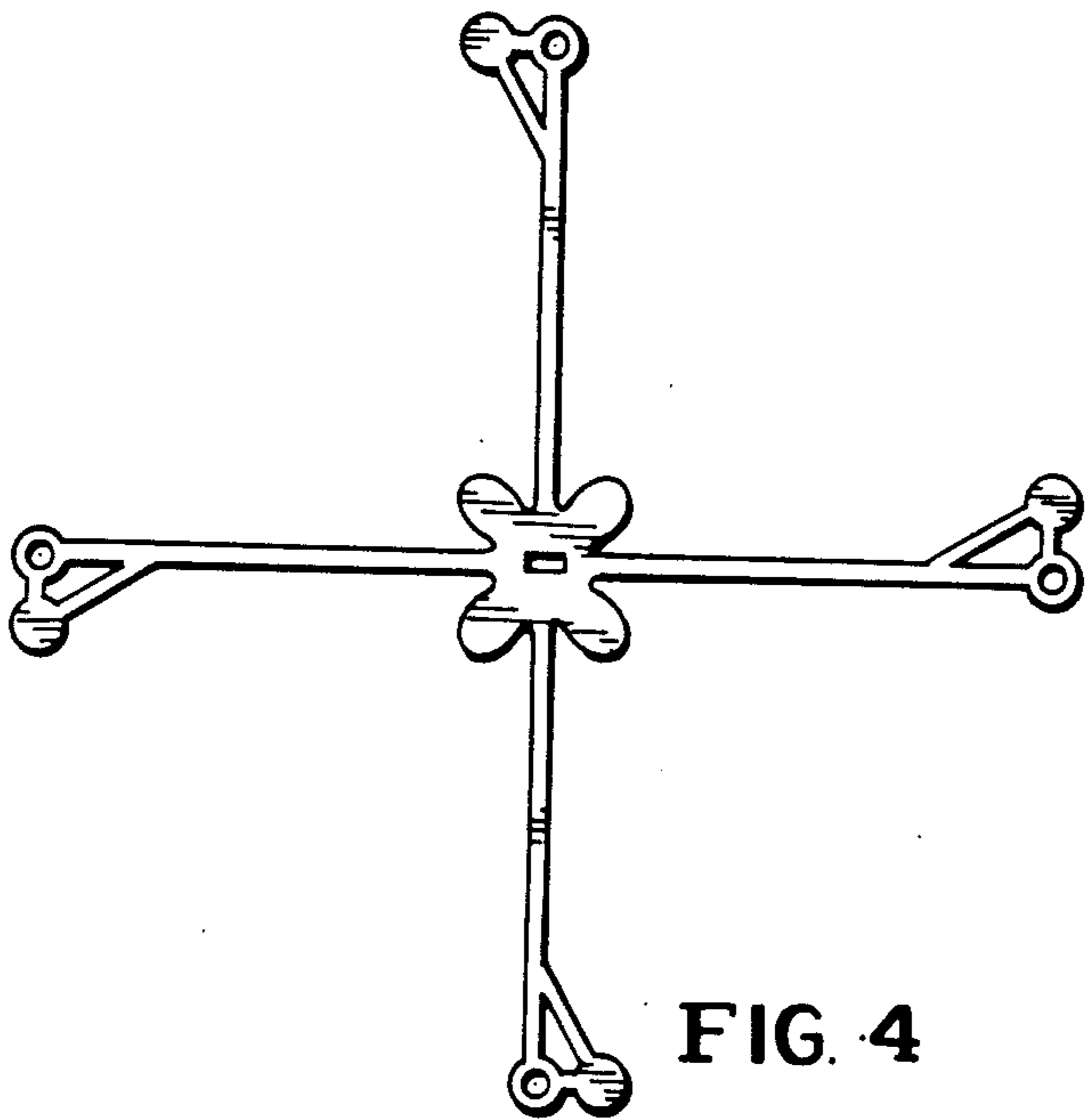


FIG. 4



FIG. 5