

[54] **SPRING CLIP**

[76] Inventor: **Stephen E. D. Fournier**, 74 Tremont St., Hartford, Conn. 06105

[\*\*] Term: **14 Years**

[21] Appl. No.: **827,388**

[22] Filed: **Aug. 24, 1977**

[51] Int. Cl. .... **D8-08**

[52] U.S. Cl. .... **D8/395; D2/410; D2/413; D8/382**

[58] **Field of Search** ..... **D2/413, 428, 431, 433, D2/412, 409, 410; D24/150 R, 156, 159; D8/356, 367, 370, 382, 394, 395**

[56] **References Cited**

**U.S. PATENT DOCUMENTS**

- D. 29,918 1/1899 Todd ..... D8/361 X
- D. 169,748 6/1953 Hayes ..... D2/413

- D. 208,358 8/1967 Imai ..... D8/382
- 1,865,040 6/1932 Parker ..... D2/413 X


*Primary Examiner*—A. Hugo Word  
*Attorney, Agent, or Firm*—Peter L. Costas

[57] **CLAIM**

The ornamental design for a spring clip, as shown and described.

**DESCRIPTION**

FIG. 1 is a side elevation spring clip in its closed position showing my new design;  
 FIG. 2 is a side elevation view of the opposite side thereof;  
 FIG. 3 is a top view thereof;  
 FIG. 4 is a bottom view thereof;  
 FIG. 5 is a rear elevation view thereof;  
 FIG. 6 is a front elevation view thereof; and  
 FIG. 7 is a view corresponding to FIG. 1 but showing the spring clip in an opened position.






FIG. 1

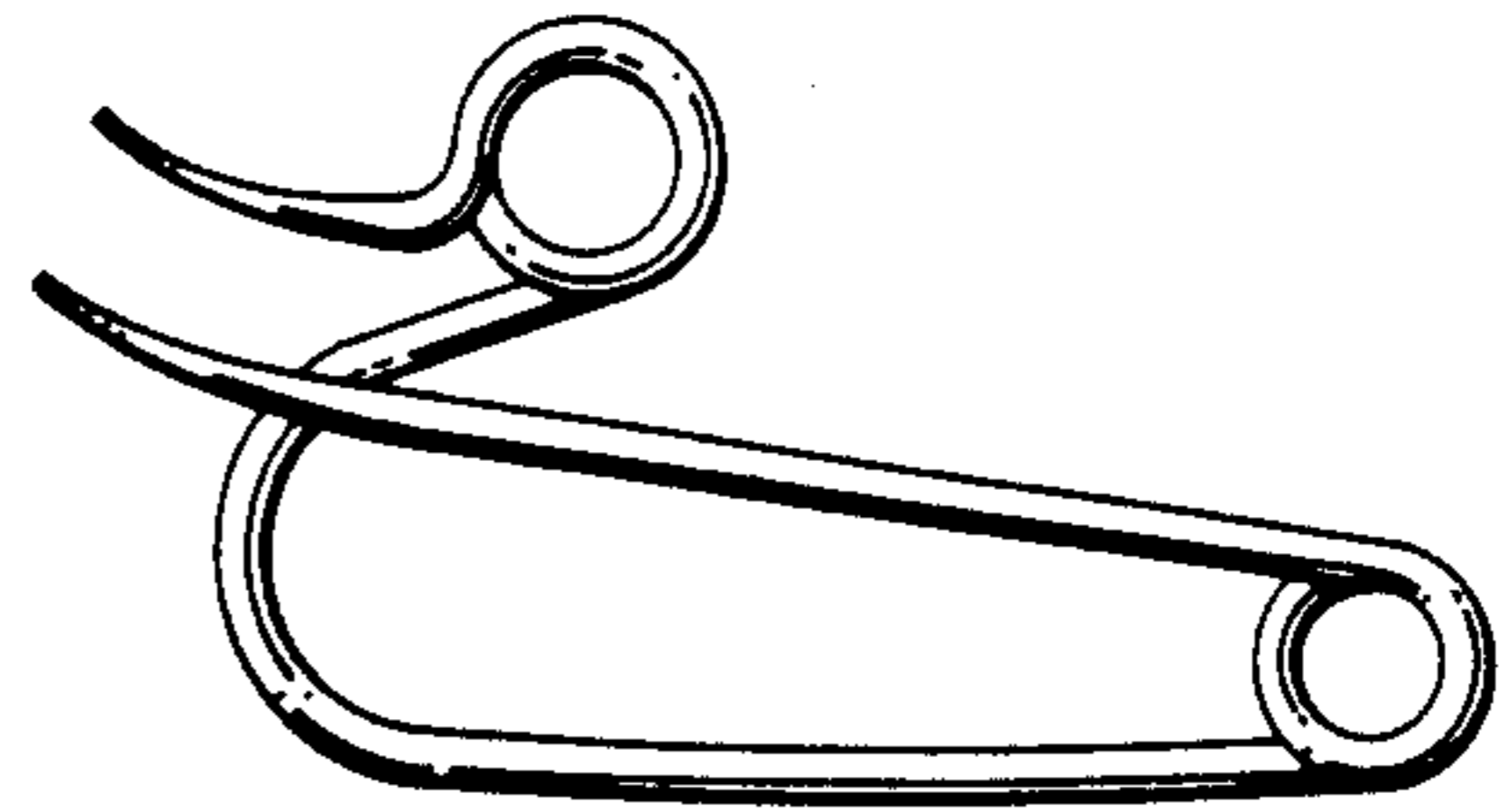


FIG. 7



FIG. 3




FIG. 2



FIG. 4



FIG. 5



FIG. 6