

[54] **MOBILE ROTARY DRILL RIG**

[75] Inventors: **Walter A. Schmidt; Jack D. Smith;
Jay R. Cory**, all of Enid, Okla.

[73] Assignee: **Chicago Pneumatic Tool Co.**, New York, N.Y.

[**] Term: **14 Years**

[21] Appl. No.: **760,453**

[22] Filed: **Jan. 19, 1977**

[51] Int. Cl. **D15—04**
[52] U.S. Cl. **D15/21**
[58] Field of Search **D15/21; 173/22-28;
175/52**

[56]

References Cited

U.S. PATENT DOCUMENTS

D. 244,190 5/1970 Swartz et al. D15/21

OTHER PUBLICATIONS

Drilling, 1/76, P64, Drill Rig, center left side of page.

Primary Examiner—James M. Gandy

Attorney, Agent, or Firm—Stephen J. Rudy

[57]

CLAIM

The ornamental design for a mobile rotary drill rig, as shown and described.

DESCRIPTION

FIG. 1 is a right front perspective view of a mobile rotary drill rig showing our new design;

FIG. 2 is a left rear perspective view thereof; and

FIG. 3 is a top plan view thereof.

The broken lines showing of the engine in FIGS. 1 and 2 of the drawing, is for illustrative purposes only.




FIG. 1

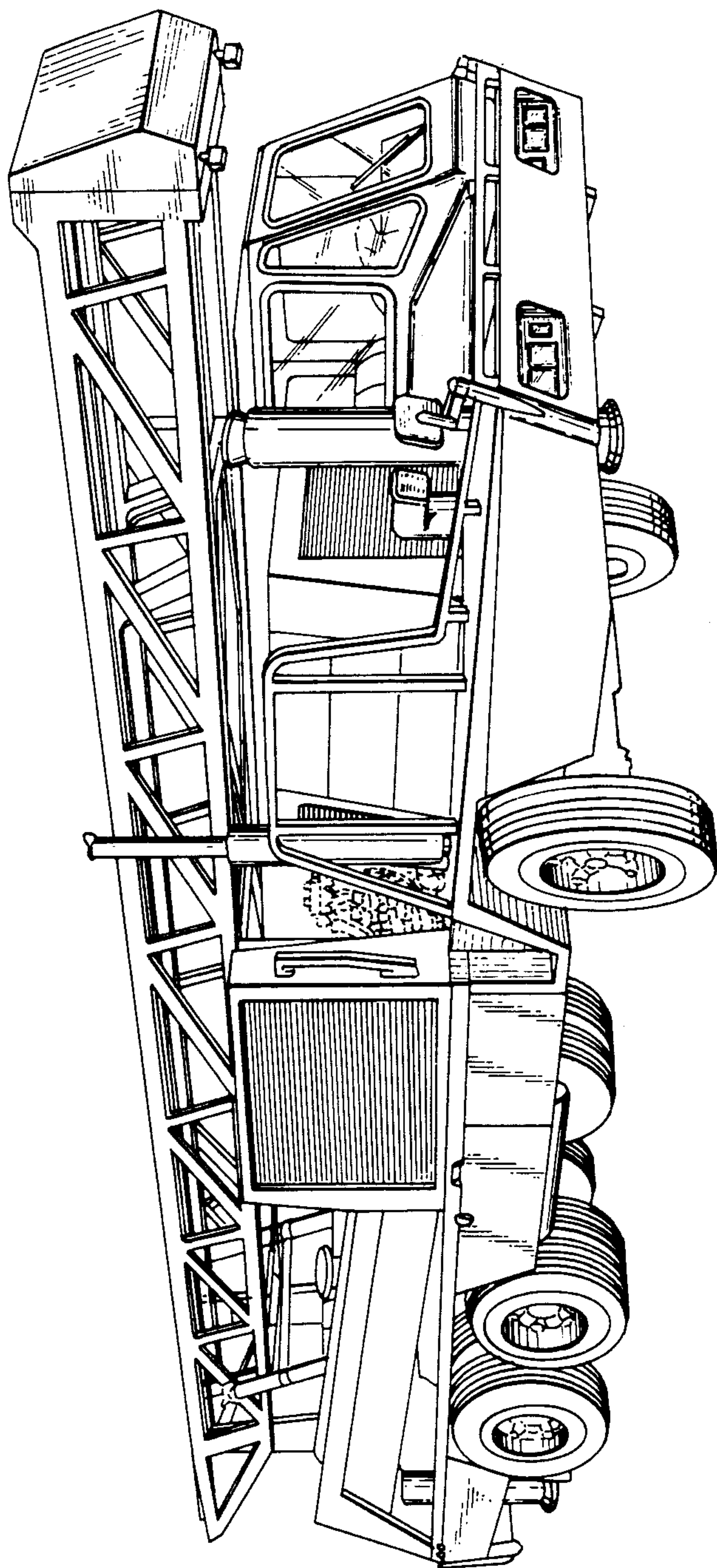
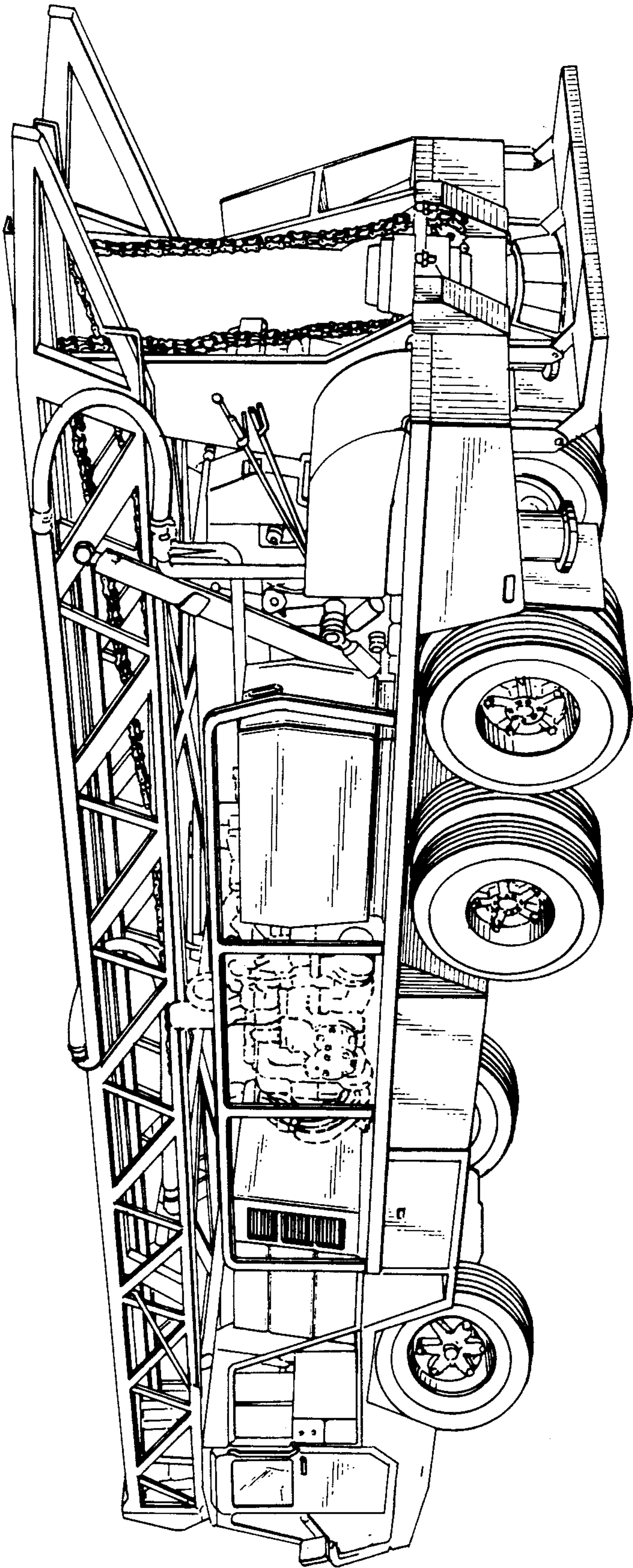


FIG.2



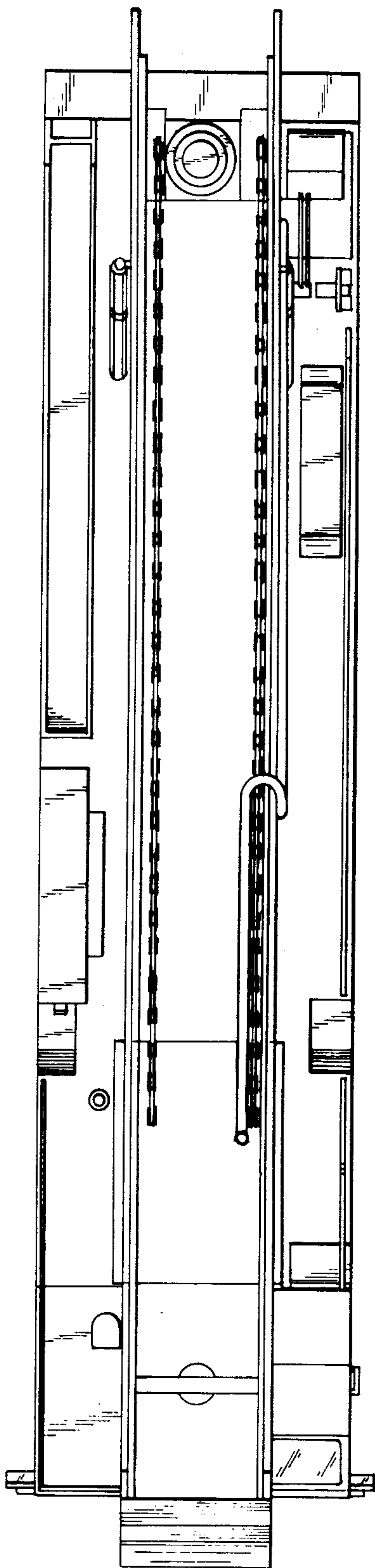


FIG. 3