

[54] REMOTE DIMMING CONTROL SYSTEM *

[75] Inventor: Noel Mayo, Philadelphia, Pa.

[73] Assignee: Lutron Electronics Co., Inc.,
Coopersburg, Pa.

[**] Term: 14 Years

[21] Appl. No.: 884,727

[22] Filed: Mar. 8, 1978

Related U.S. Application Data

[62] Division of Ser. No. 726,524, Sep. 27, 1976, Pat. No.
Des. 249,141.

[51] Int. Cl. D13-03

[52] U.S. Cl. D13/32; D13/12

[58] Field of Search D13/32-38,
D13/40, 41, 12; 200/16 C, 16 D, 293, 294, 295,
297, 157

[56]

References Cited

U.S. PATENT DOCUMENTS

3,414,696 12/1968 Greenwall 200/293
3,745,270 7/1973 Granitz 200/16 D

OTHER PUBLICATIONS

House Beautiful, 9-1960, p. 174, Honeywell "Tap-Lite"
Dimmer (multiple switches).

House Beautiful, 8-1962, p. 6, Air Cleaner Control
Panel.

Industrial Design, 7/8-1973, p. 59, Takade Tastenwahl
Telephone.

Primary Examiner—Susan J. Lucas

Attorney, Agent, or Firm—Samuel H. Weiner

[57]

CLAIM

The ornamental design for remote dimming control
system, as shown and described.

DESCRIPTION

FIG. 1 is an elevational view of the face of the remote
dimming control system of my new design.

FIG. 2 is a top view thereof.

FIG. 3 is a side view thereof.




FIG. 1.




FIG. 3.

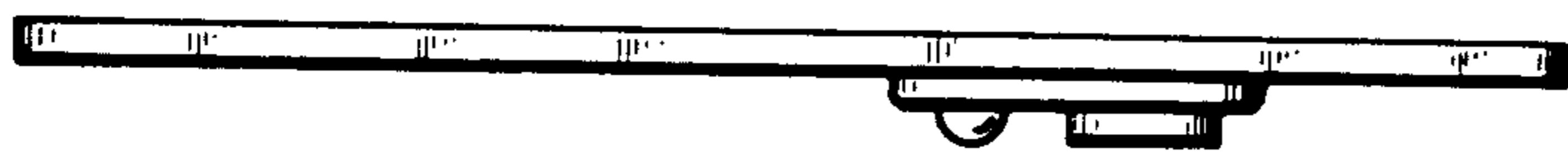


FIG. 2.