

[54] DRAPE CLAMP HOLDER

[76] Inventor: Dan Sandel, 17000 Cotter Pl., Encino, Calif. 91436

[\*\*] Term: 14 Years

[21] Appl. No.: 857,800

[22] Filed: Dec. 5, 1977

[51] Int. Cl. .... D8-08

[52] U.S. Cl. .... D8/395; D8/396

[58] Field of Search .... D6/208.1, 208.2; D8/354, 356, 360, 367, 368, 373, 376, 377, 383, 394, 395, 396; 248/74 A, , 68 CB; 24/257 R, 255 R

[56] References Cited

U.S. PATENT DOCUMENTS

D. 208,105 7/1967 Haber ..... D8/361

D. 228,738	10/1973	Albrizzi .....	D8/394
D. 241,314	9/1976	Hug .....	D8/395
3,322,381	5/1967	Bubb .....	24/255 R X
3,353,567	11/1967	Isreeli .....	24/257 R
3,894,706	7/1975	Mizusawa .....	248/74 A X

Primary Examiner—A. Hugo Word  
Attorney, Agent, or Firm—G. P. Smith

[57] CLAIM

The ornamental design for a drape clamp holder, as shown and described.

DESCRIPTION


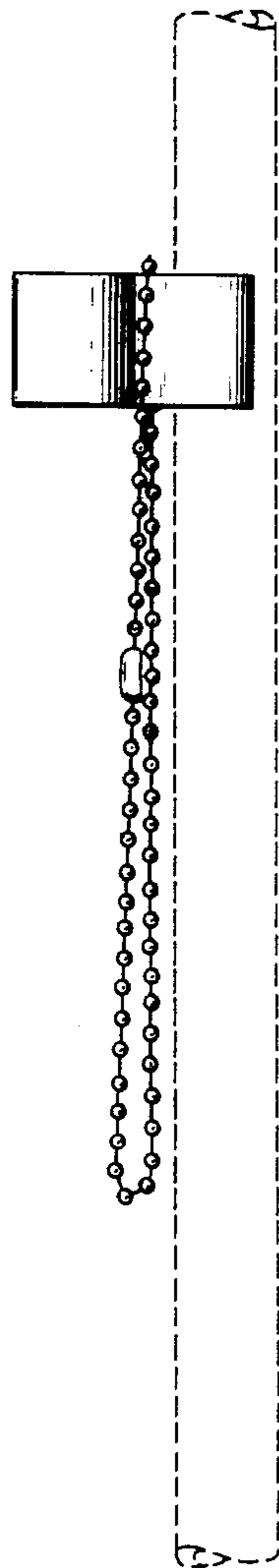
FIG. 1 is a side view of a drape clamp holder, showing my new design;

FIG. 2 is a top view;

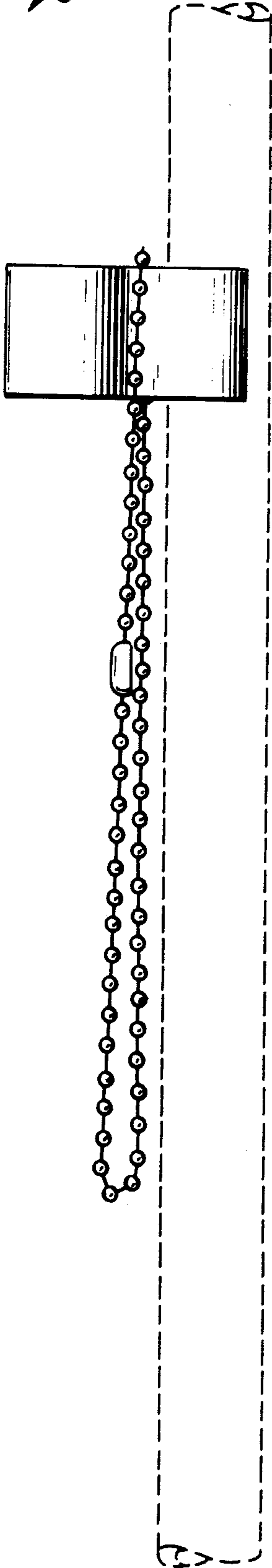
FIG. 3 is a left-end view; and

FIG. 4 is a right-end view thereof.


The pole shown in phantom line in FIG. 1 is for illustrative purposes only and forms no part of my new design.




*Fig. 1.*



*Fig. 2.*



*Fig. 3.*



*Fig. 4.*

