

[54] COMBINED SOAP DISPENSER CASING, DISPENSING LEVER AND DISPENSING NOZZLE

[75] Inventor: Council A. Tucker, Los Angeles, Calif.

[73] Assignee: Towlsaver, Inc.

[\*\*] Term: 14 Years

[21] Appl. No.: 884,034

[22] Filed: Mar. 6, 1978

[51] Int. Cl. .... D23-02

[52] U.S. Cl. .... D6/95

[58] Field of Search ..... D6/89, 90, 91, 95; 221/96, 282, 287; 222/159, 173, 180, 181, 185, 192

[56] References Cited

U.S. PATENT DOCUMENTS

D. 174,961	6/1955	Milligan	.....	D6/95
D. 195,192	5/1963	Shore	.....	D6/95
D. 209,038	10/1967	Watson	.....	D6/95

D. 246,338 11/1977 Jespersen ..... D6/95

Primary Examiner—Wallace R. Burke

Assistant Examiner—B. J. Bullock

Attorney, Agent, or Firm—Thomas P. Mahoney

[57] CLAIM

The ornamental design for combined soap dispenser casing, dispensing lever and dispensing nozzle, as shown and described.

DESCRIPTION

FIG. 1 is a perspective view of a combined soap dispenser casing, dispensing lever and dispensing nozzle showing my new design;

FIG. 2 is a front elevational view thereof;

FIG. 3 is a side elevational view thereof, the other side being identical;


FIG. 4 is a top plan view thereof;

FIG. 5 is a bottom plan view thereof;


FIG. 6 is a back elevational view thereof; and

FIG. 7 is a perspective view similar to FIG. 1, but with a dispensing lever thereof in its depressed position.


The broken lines in each of the figures are for illustrative purposes only and do not form a part of the claim.




*Fig. 1.*



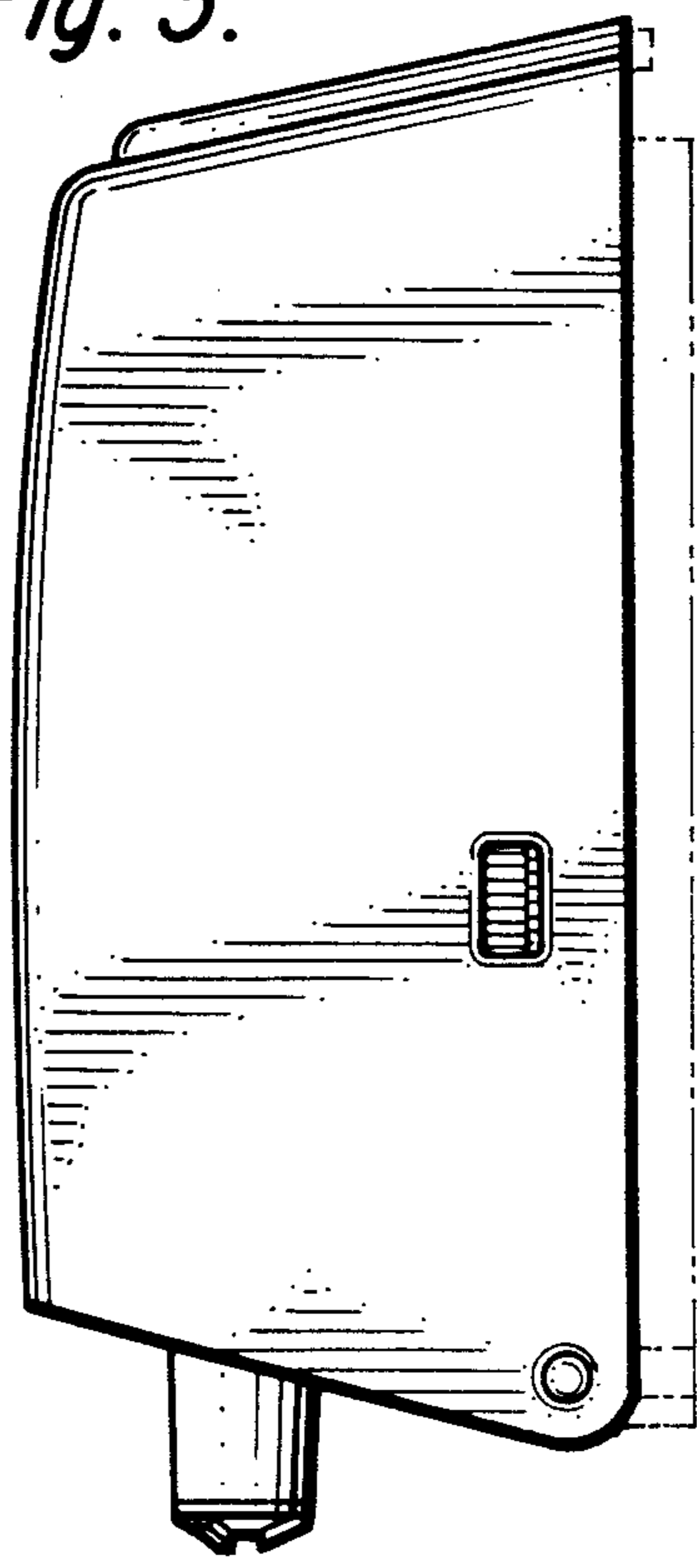
*Fig. 7.*



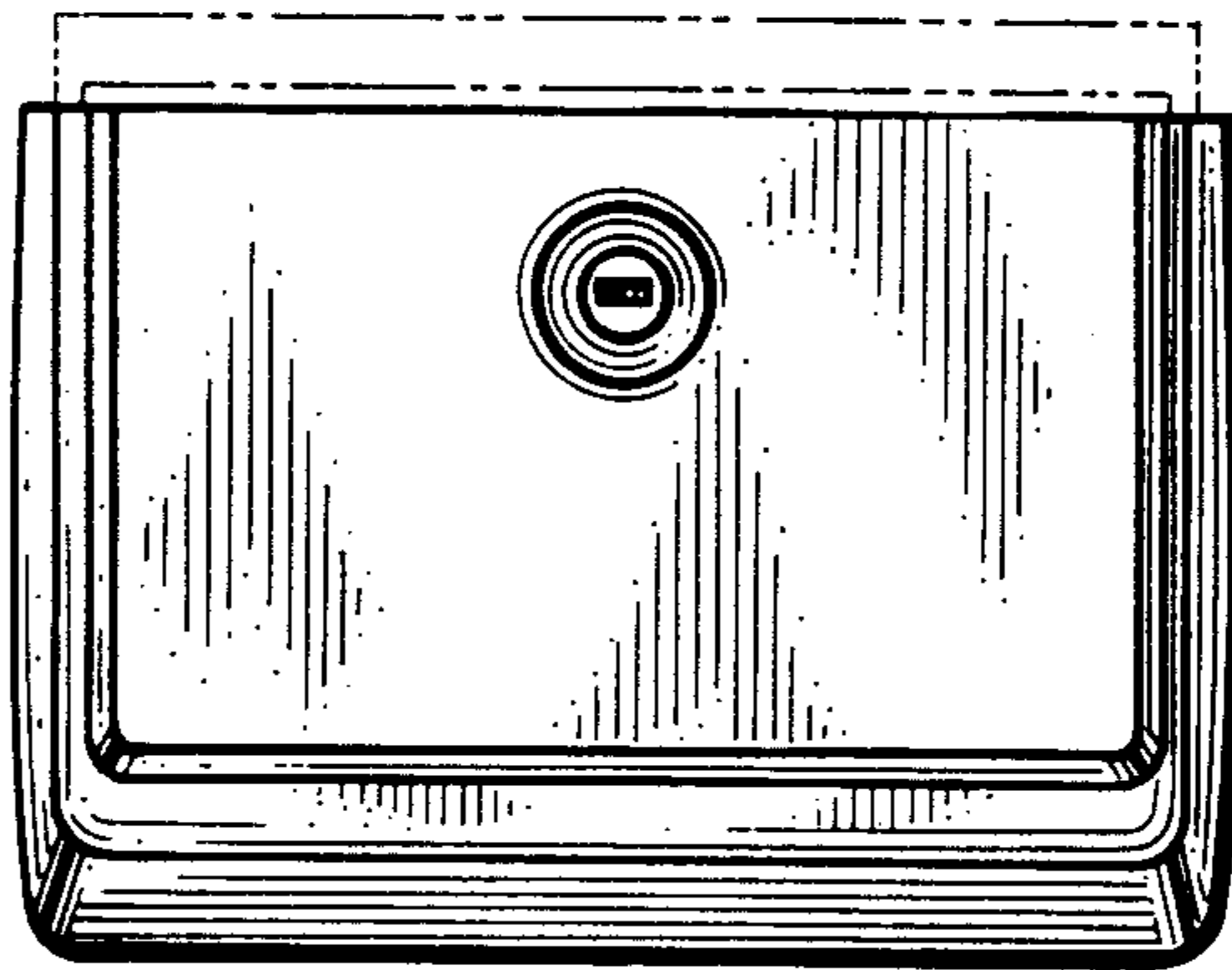
*Fig. 2.*




*Fig. 3.*



*Fig. 4.*



*Fig. 5.*



*Fig. 6.*

