

[54] COMBINED WORK CASE, PAD HOLDER AND CALCULATOR

[76] Inventor: Harold T. Markley, 23455 Wedgewood Ct. North, Elkhart, Ind. 46514

[**] Term: 14 Years

[21] Appl. No.: 830,488

[22] Filed: Sep. 6, 1977

[51] Int. Cl. D3-02

[52] U.S. Cl. D3/76; D18/2; D19/88

[58] Field of Search D19/75, 76, 86-88, D19/92; D87/5 B, 5 F; D18/2, 6-7, 11

[56] References Cited

U.S. PATENT DOCUMENTS

D. 92,699 7/1934 Budlong D18/2

D. 200,458 2/1965 Axtell et al. D87/5 F
D. 243,974 4/1977 Tracy D19/88
D. 245,370 8/1977 Maeda et al. D18/7
D. 249,822 10/1978 Ohie et al. D18/7

Primary Examiner—Joel Stearman
Assistant Examiner—George P. Word
Attorney, Agent, or Firm—James D. Hall

[57] CLAIM

The ornamental design for a combined work case, pad holder and calculator, as shown.

DESCRIPTION

FIG. 1 is a perspective view of a combined work case, pad holder and calculator showing my new design; FIG. 2 is a front elevational view thereof; FIG. 3 is a rear elevational view thereof; FIG. 4 is a left side elevational view thereof; FIG. 5 is a right side elevational view thereof; and FIG. 6 is a bottom plan view thereof.

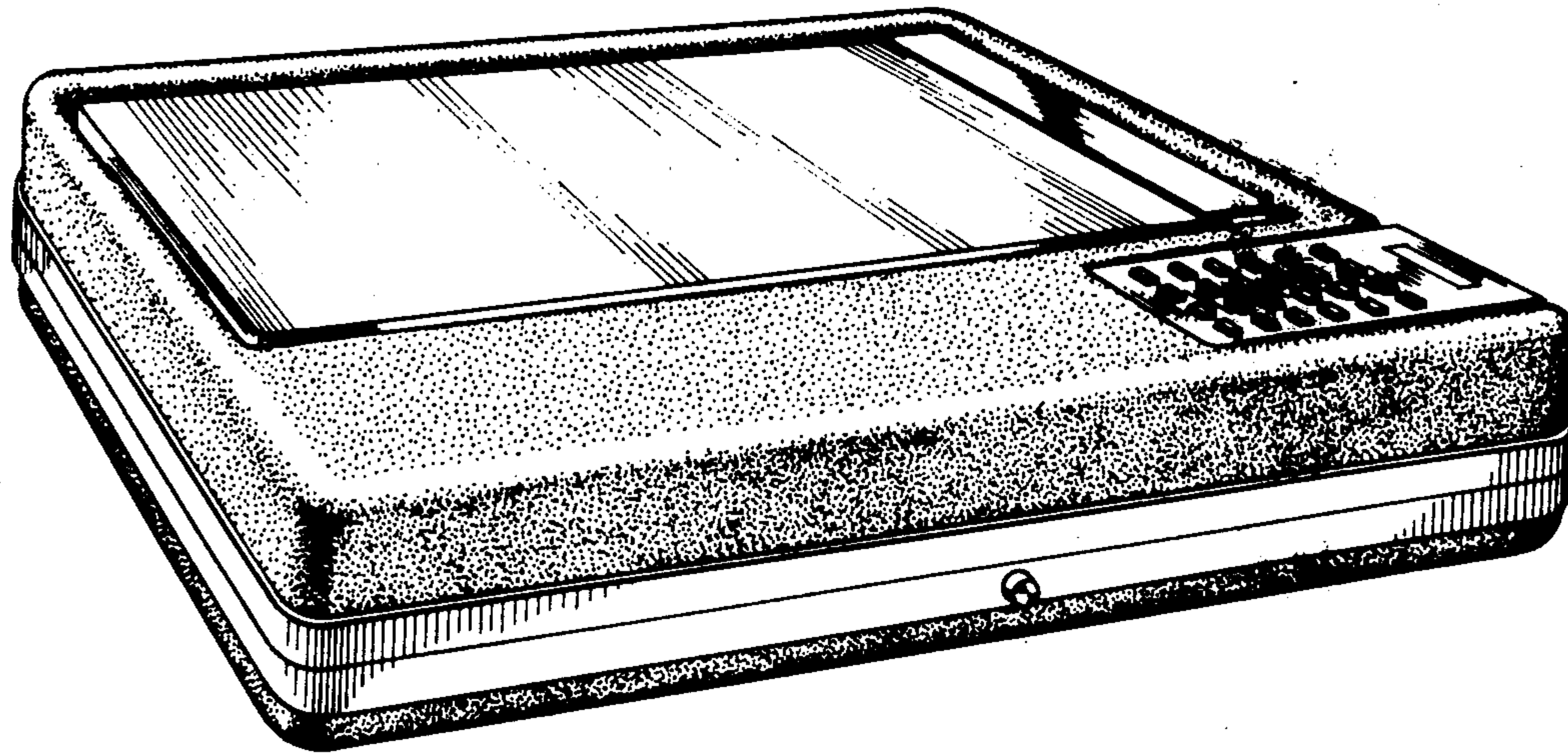


Fig. 1

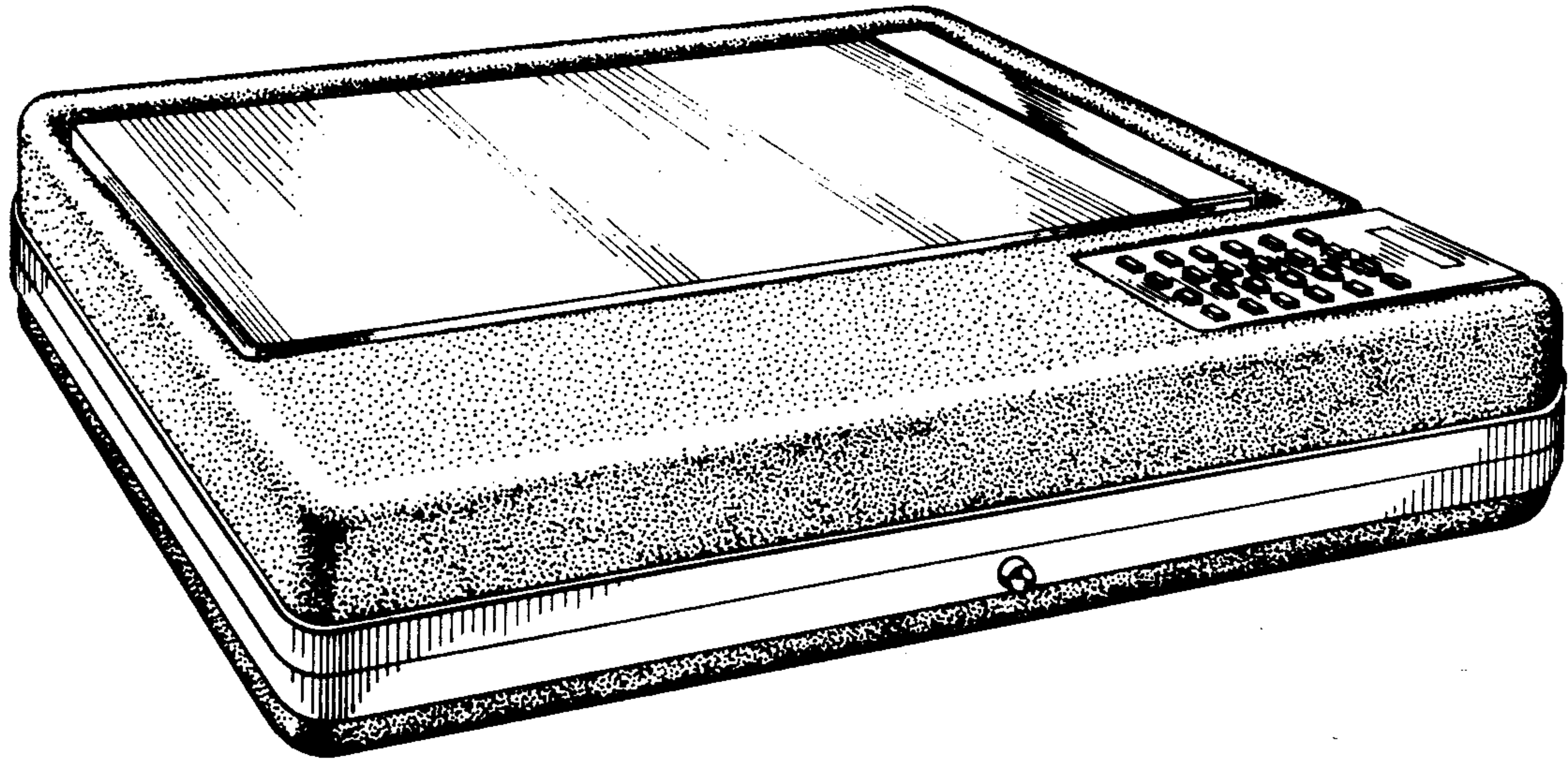


Fig. 2



Fig. 3



Fig. 4




Fig. 5




Fig. 6

