

[54] COMBINED RADIO AND TELEVISION
SOUND RECEIVER OR THE LIKE

[75] Inventors: **Kazumasa Takenaka**, Moriguchi;
Shinzo Murakami, Neyagawa, both
of Japan

[73] Assignee: **Matsushita Electric Industrial Co.,
Ltd.**, Kadoma, Japan

[**] Term: **14 Years**

[21] Appl. No.: **806,634**

[22] Filed: **Jun. 15, 1977**

[30] Foreign Application Priority Data

Dec. 17, 1976 [JP] Japan 51-49316

[51] Int. Cl. D14-03

[52] U.S. Cl. D14/70; D14/72

[58] Field of Search D14/1, 2, 5, 6, 20,
D14/23, 24, 30, 33, 34, 68, 70-77, 95, 99

[56] References Cited

U.S. PATENT DOCUMENTS

D. 191,959	12/1961	Frankel	D14/70
D. 237,542	11/1975	Takenaka et al.	D14/75
D. 240,451	7/1976	Okada et al.	D14/75
D. 244,963	7/1977	Hoshino	D14/70
2,122,328	6/1938	Schnell	D14/75

Primary Examiner—Joel Stearman
Assistant Examiner—Jane E. Corrigan
Attorney, Agent, or Firm—Richard C. Sughrue

[57] CLAIM

The ornamental design for a combined radio and television sound receiver or the like, as shown.

DESCRIPTION

FIG. 1 is a front, top and right side perspective view of a combined radio and television sound receiver or the like showing our new design;
FIG. 2 is a rear, bottom and left side perspective view; and,
FIG. 3 is a top plan view.




FIG. 1




FIG. 2

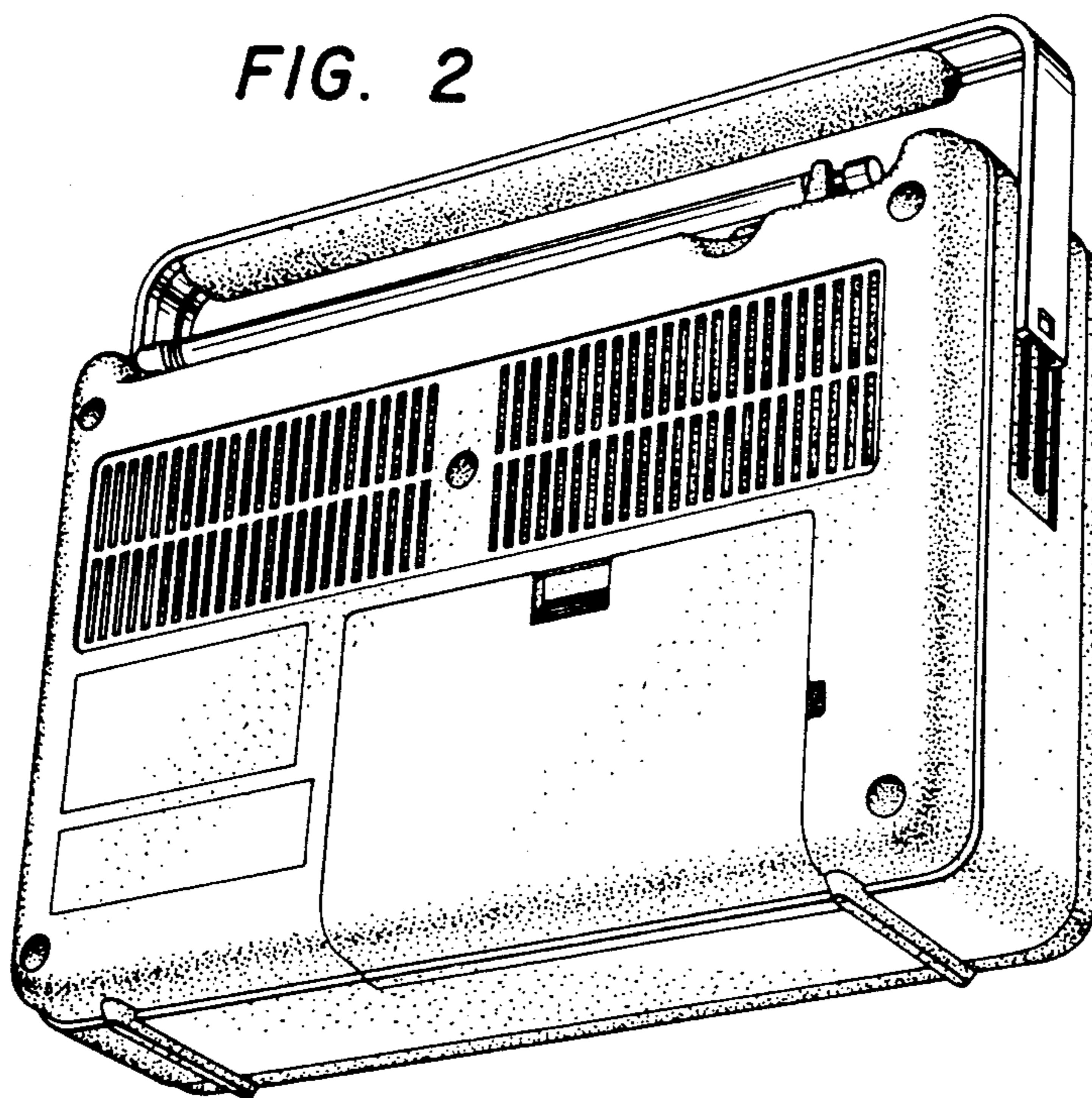


FIG. 3

