

[54] HASSOCK OR SIMILAR ARTICLE

[75] Inventors: Albert M. Spound, Tarzana, Calif.; Robert C. Day, Princeton, Mass.

[73] Assignee: Charlton Company, Inc., Leominster, Mass.

[*] Notice: The portion of the term of this patent subsequent to Jun. 12, 1993, has been disclaimed.

[**] Term: 14 Years

[21] Appl. No.: 918,680

[22] Filed: Jun. 23, 1978

Related U.S. Application Data

[63] Continuation-in-part of Ser. No. 678,964, Apr. 21, 1976, abandoned.

[51] Int. Cl. D6-01

[52] U.S. Cl. D6/36; D6/145

[58] Field of Search D6/32-36, D6/47-78, 20, 26, 145

References Cited

U.S. PATENT DOCUMENTS

D. 181,730 12/1957 Jones et al. D6/36

OTHER PUBLICATIONS

Interiors, 1-1975, p. 14, Modular Seating Unit by Airborne, Panel 5.

Interiors, 7-1974, Modular Seating Unit by Selig. Crump Hassocks, catalog for F & W 1949, p. 9, Hassock No. 452.

Interiors, 11-1967, p. 129, Chair in foreground by Platner.

Primary Examiner—Bruce W. Dunkins

Attorney, Agent, or Firm—Joseph Weingarten

[57] CLAIM

The ornamental design for a hassock or similar article, as shown and described.

DESCRIPTION

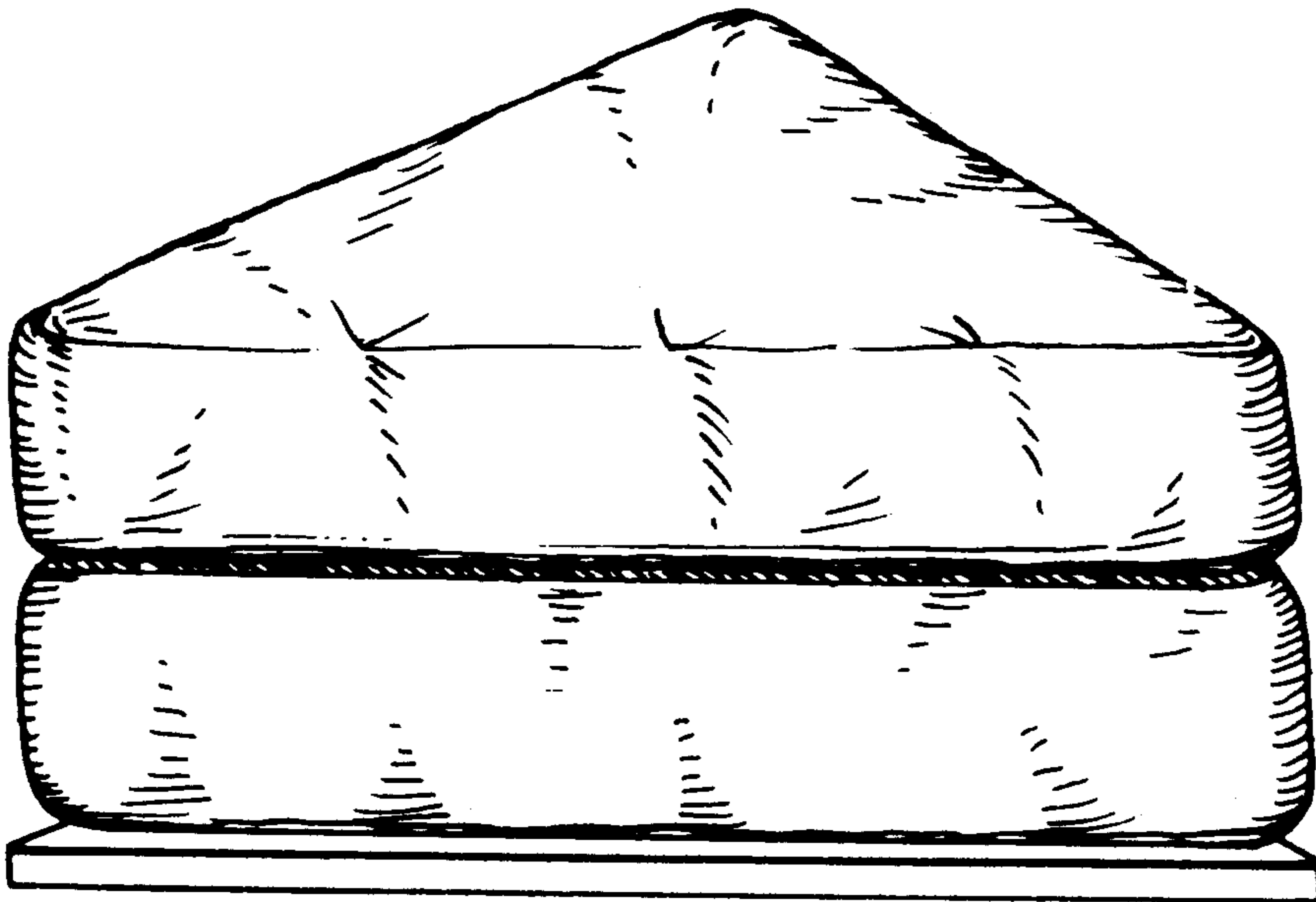
FIG. 1 is a perspective view showing the side and top portions of a chair or similar article embodying the novel design;

FIG. 2 is a corner elevation view of a chair or similar article of FIG. 1;

FIG. 3 is a side elevation view of a chair or similar article of FIG. 2; and

FIG. 4 is a top view of a chair or similar article of FIG. 1.

The members supporting the upholstered seat portions in spaced position above the base are plain and unornamented.



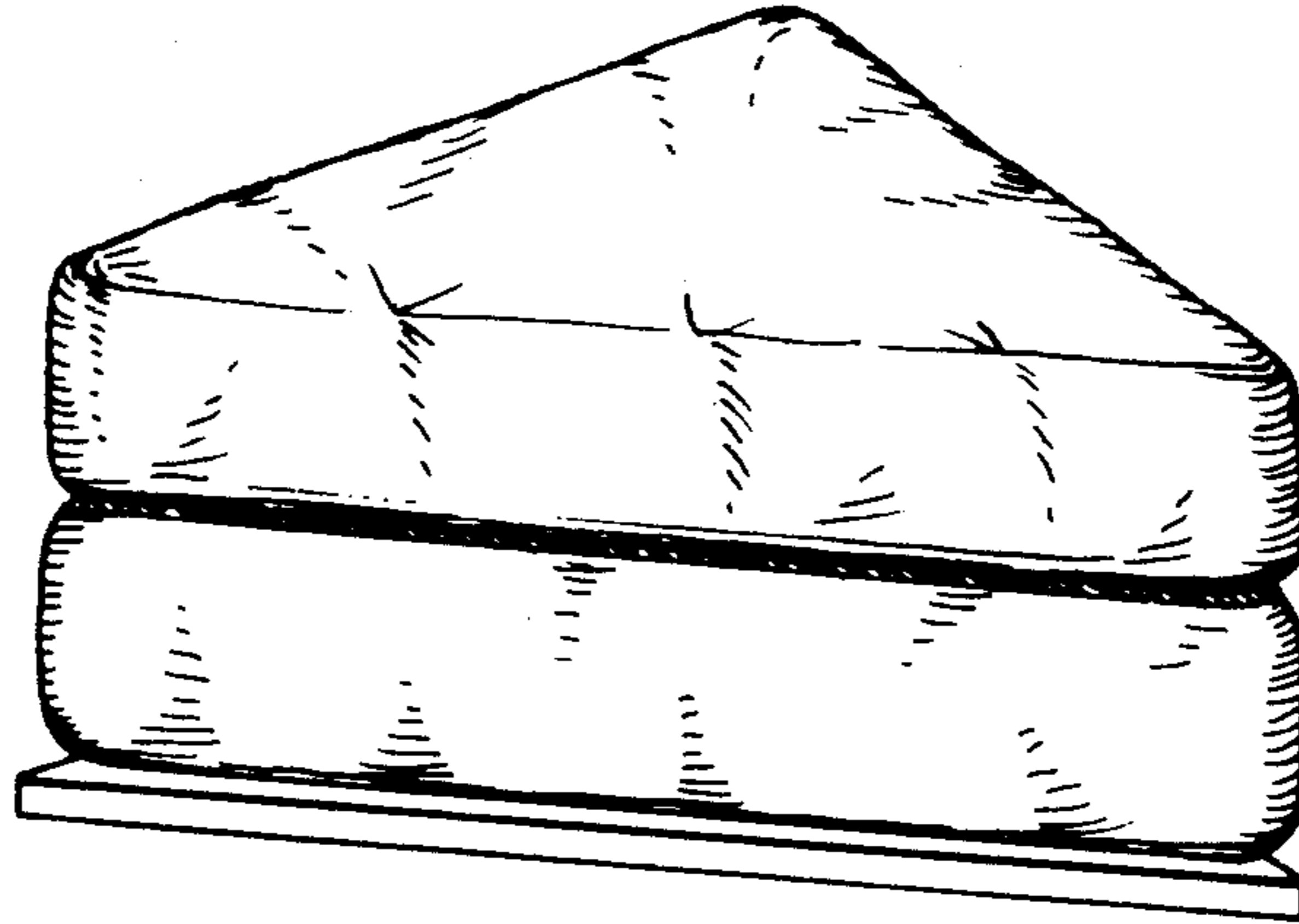


FIG. 1




FIG. 2




FIG. 3

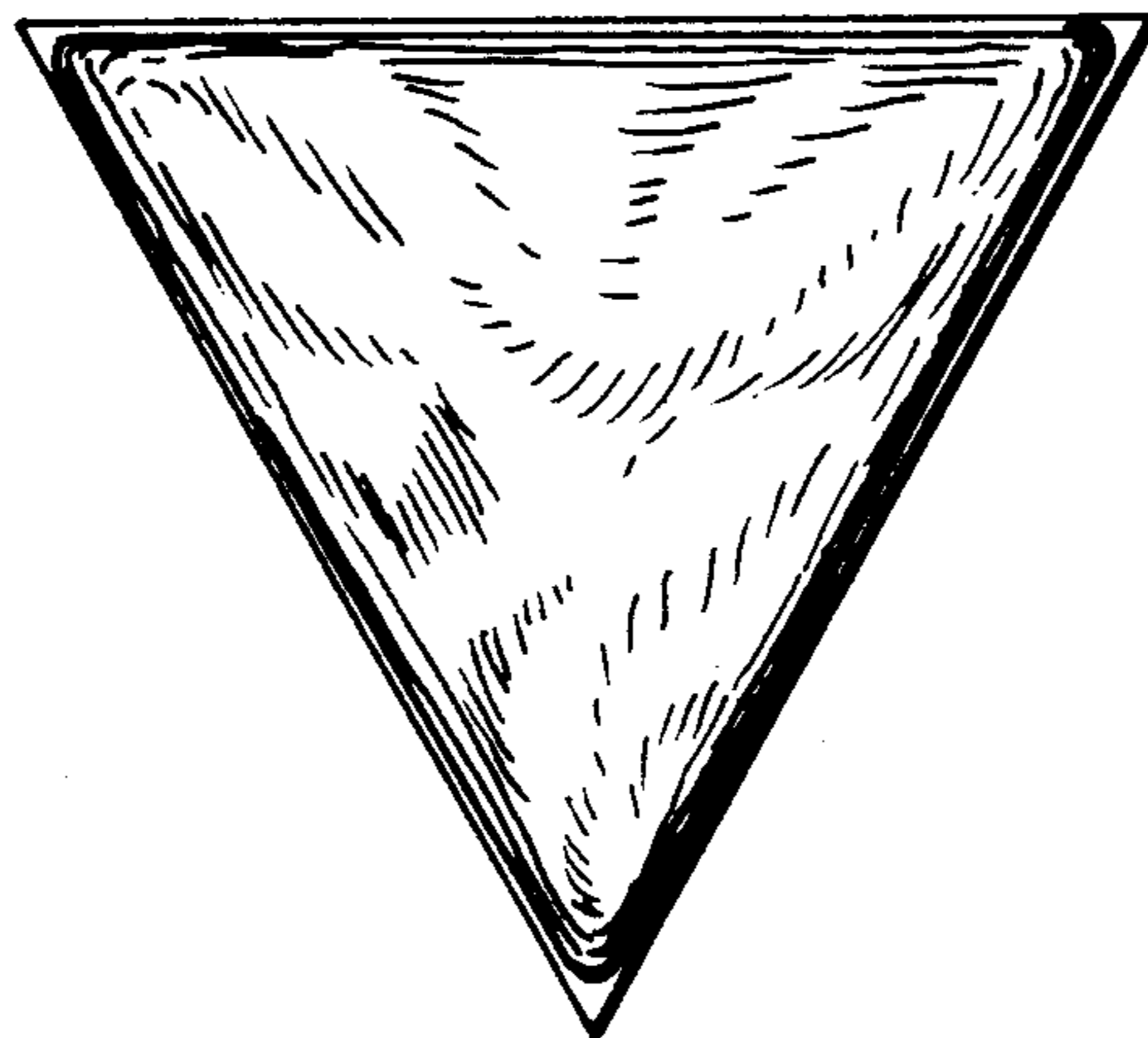


FIG. 4