

[54] LUBRICANT DEVICE

[75] Inventor: Joseph P. Bonk, Des Plaines, Ill.

[73] Assignee: The Kendall Company, Boston, Mass.

[\*\*] Term: 14 Years

[21] Appl. No.: 928,758

[22] Filed: Jul. 27, 1978

[51] Int. Cl. .... D24-02; D24-04

[52] U.S. Cl. .... D24/63; D9/2;  
D9/131; D24/60; 128/232

[58] Field of Search ..... D9/2, 4, 131; D24/24,  
D24/23, 63, 26, 60; 128/123, 231, 232

[56] References Cited

U.S. PATENT DOCUMENTS

D. 240,462 7/1976 Dash ..... D9/2

D. 241,882 10/1976 Gross ..... D24/60  
D. 243,122 1/1977 Dash ..... D24/63  
3,454,007 7/1969 Salis ..... 128/247 X  
3,802,435 4/1974 Claasen ..... 128/232

Primary Examiner—Bernard Ansher  
Attorney, Agent, or Firm—Powell L. Sprunger

[57] CLAIM

The ornamental design for a lubricant device, substantially as shown and described.

DESCRIPTION

FIG. 1 is an elevational view of a lubricant device embodying my new design;  
FIG. 2 is a top plan view of the device of FIG. 1; and  
FIG. 3 is a lower plan view of the device of FIG. 1.  
The characteristic feature of my design resides in the specific configuration of the protective member (nozzle) in combination with the accordion-shaped container.

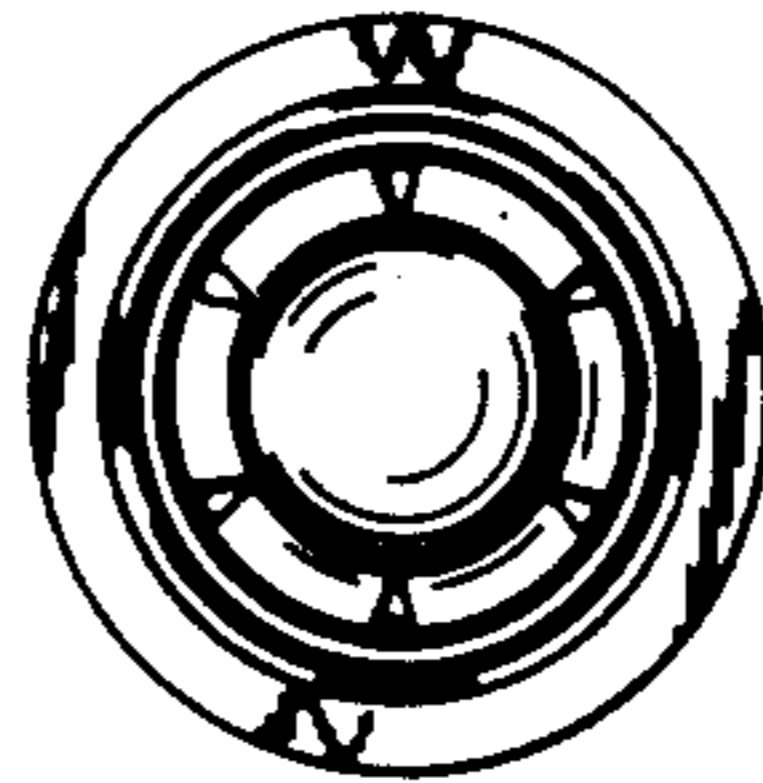



FIG. 1

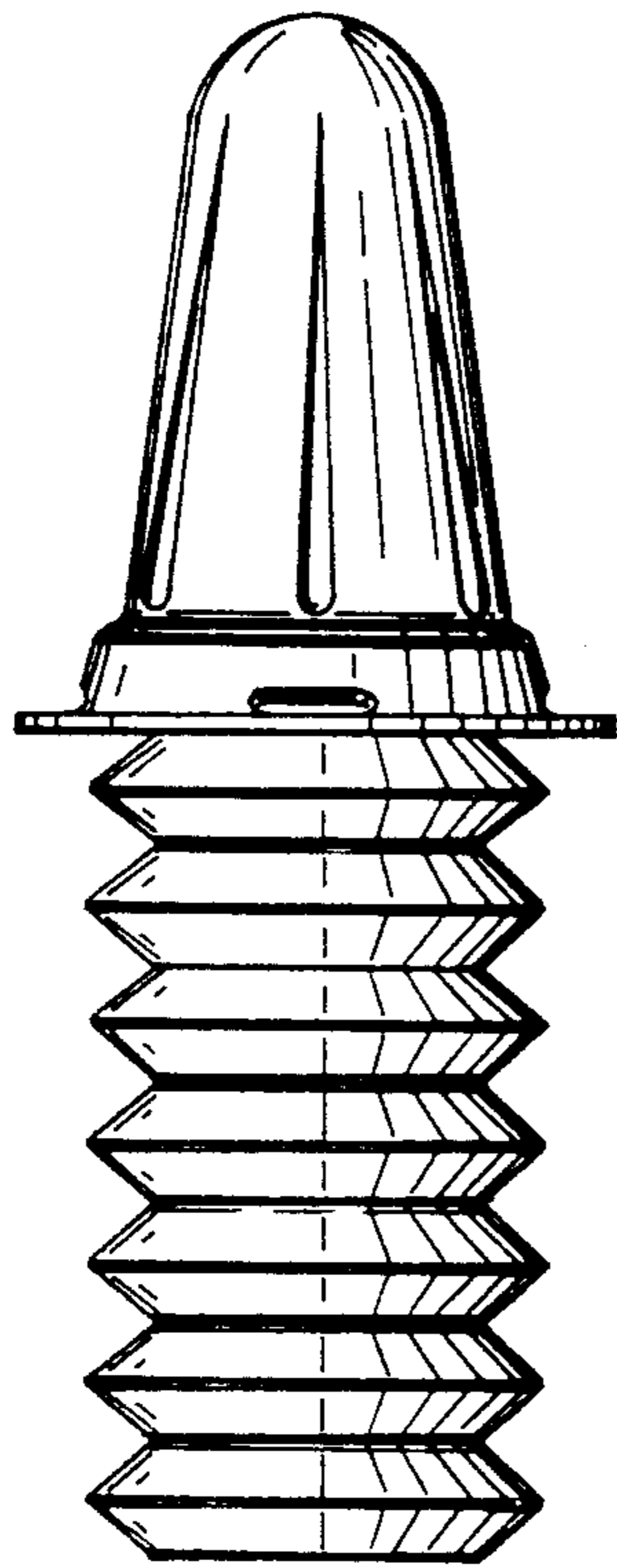


FIG. 2

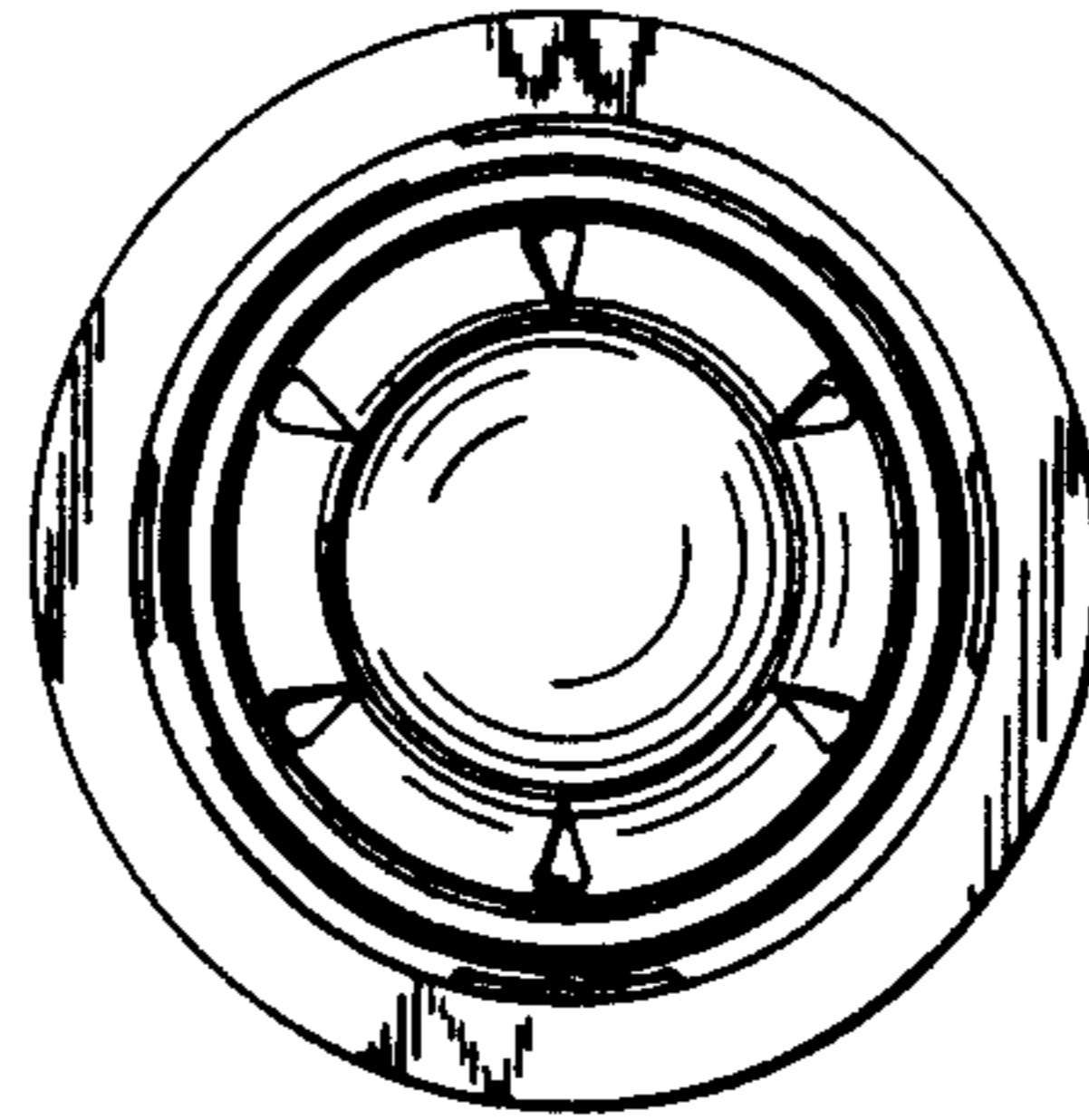


FIG. 3

