

[54] REMOTE DIMMING CONTROL SYSTEM

[75] Inventor: Noel Mayo, Philadelphia, Pa.

[73] Assignee: Lutron Electronics Co., Inc.,  
Coopersburg, Pa.

[\*\*] Term: 14 Years

[21] Appl. No.: 884,613

[22] Filed: Mar. 8, 1978

Related U.S. Application Data

[62] Division of Ser. No. 726,524, Sep. 27, 1976, Pat. No. D. 249,141.

[51] Int. Cl. .... D13-03

[52] U.S. Cl. .... D13/32; D13/12

[58] Field of Search ..... D13/32-38,  
D13/40, 41, 12; 200/16 C, 16 D, 293, 294, 295,  
297, 157

[56] References Cited

U.S. PATENT DOCUMENTS

3,414,696 12/1968 Greenwall ..... 200/293  
3,745,270 7/1973 Granitz ..... 200/16 D

OTHER PUBLICATIONS

House Beautiful 9-1960, p. 174, Honeywell "Tap-Lite" Dimmer (Multiple Switches).

House Beautiful 8-1962, p. 6 -Air Cleaner Control Panel.

Industrial Design 7/8-1973, p. 59, Takade Tastenwahl Telephone.

Primary Examiner—Susan J. Lucas

Attorney, Agent, or Firm—Samuel H. Weiner

[57] CLAIM

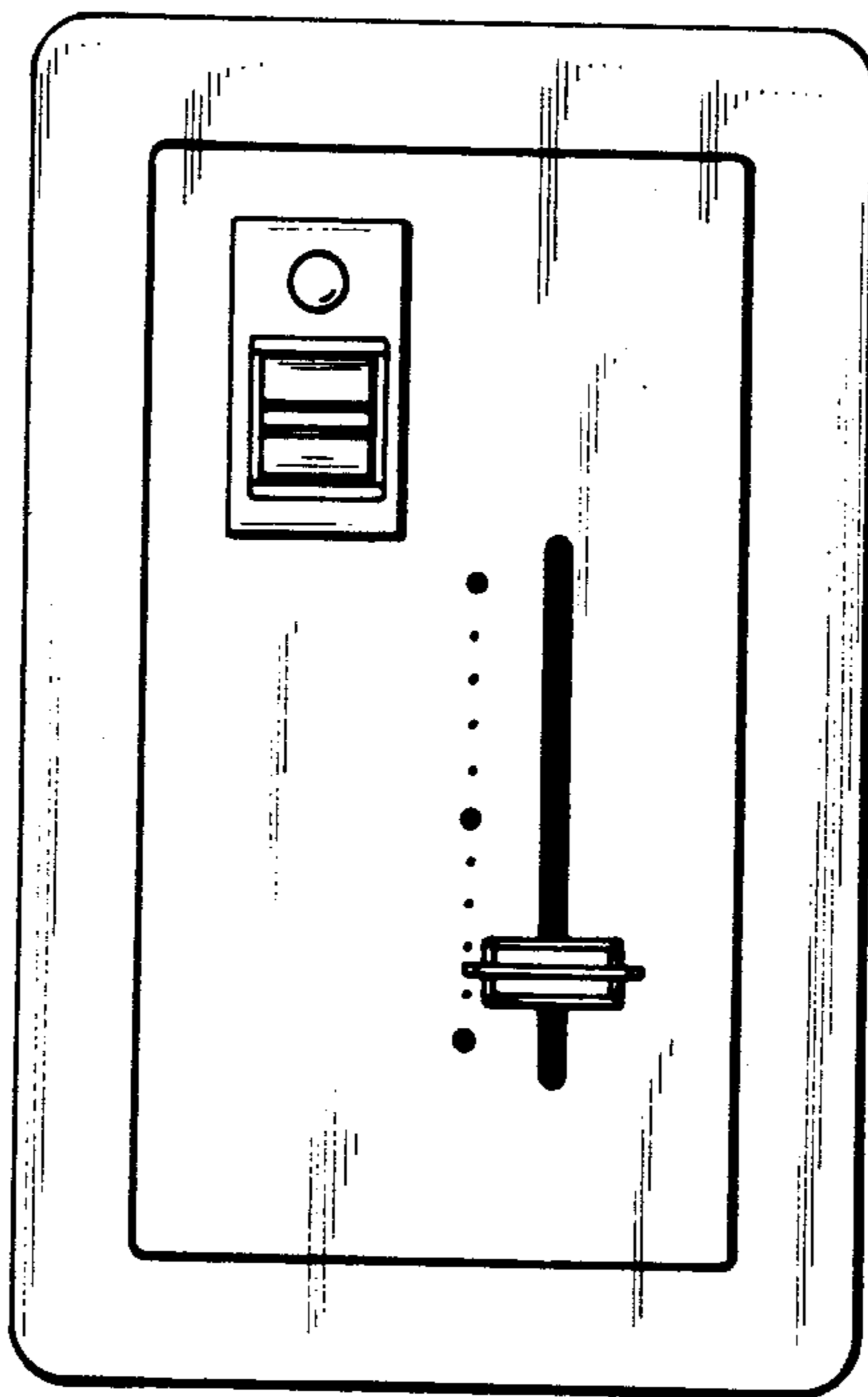
The ornamental design for remote dimming control system, as shown and described.

DESCRIPTION

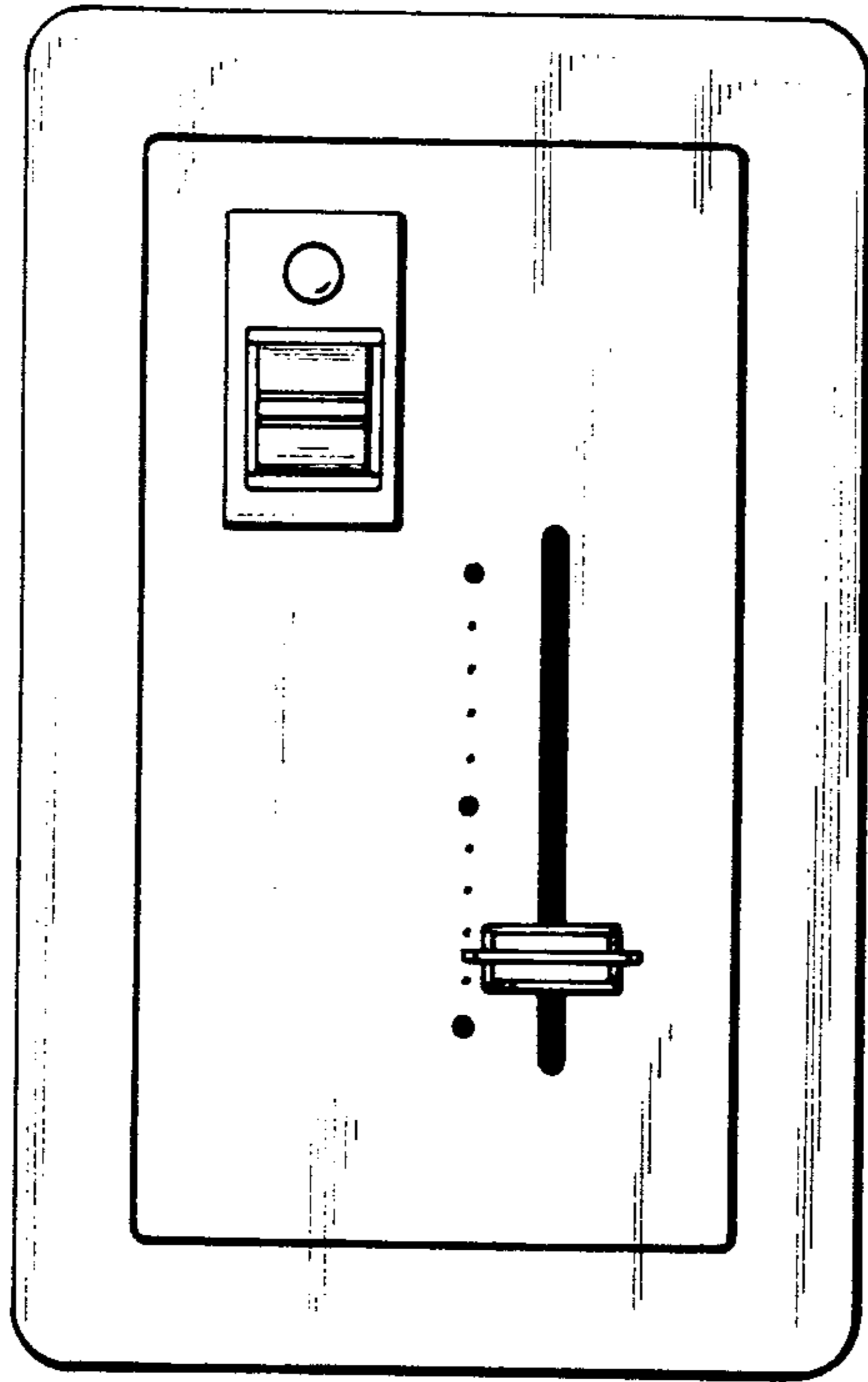
FIG. 1 is an elevational view of the face of the remote dimming control system of my design.

FIG. 2 is a top view thereof.

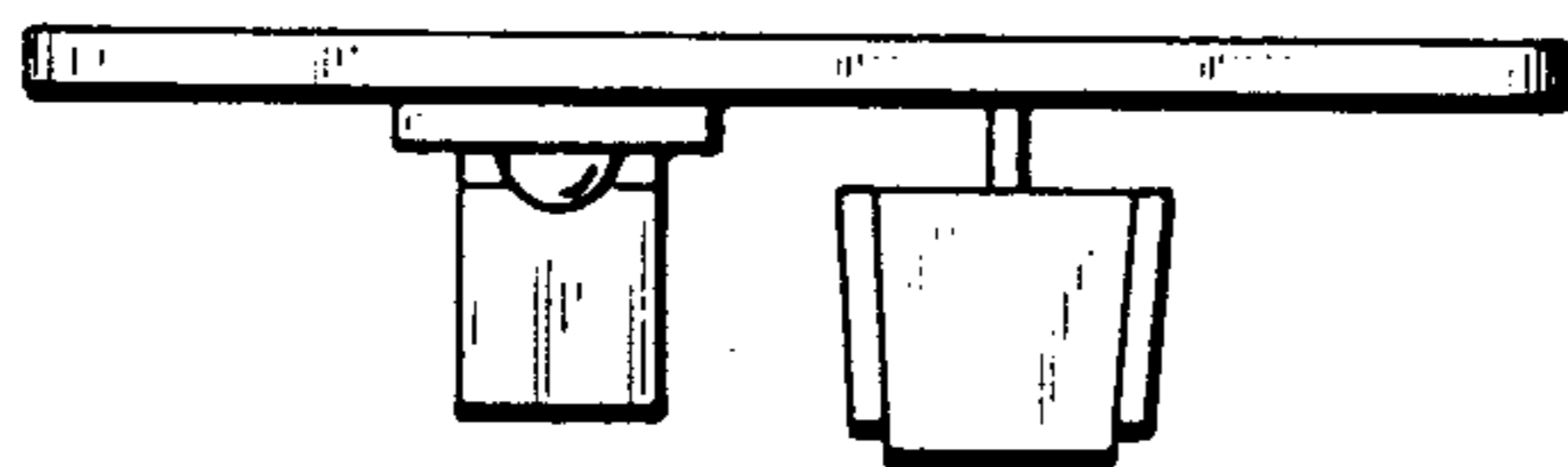

FIG. 3 is a side view thereof.



*FIG. 1.*



*FIG. 3.*



*FIG. 2.*