

[54] TAPE RECORDER HOUSING

[76] Inventor: **Lola A. Ming**, 130 - 17th Ave.,  
Paterson, N.J. 07513

[\*\*] Term: **14 Years**

[21] Appl. No.: **791,440**

[22] Filed: **Apr. 27, 1977**

[51] Int. Cl. .... **14-01**  
[52] U.S. Cl. .... **D14/6; D21/241**  
[58] Field of Search ..... **273/161; D34/5 MM;**  
**D14/10, 2, 6; 128/61, 1 C; 35/21; 274/2;**  
**360/79; D87/1 R**

[56]

**References Cited**

**U.S. PATENT DOCUMENTS**

D. 225,246	11/1972	Burke .....	D34/5 MM
D. 243,860	3/1977	Simpson, Jr. ....	D14/6 X
1,555,747	9/1925	Lindsay .....	273/161
1,860,895	5/1932	Marx .....	273/161
3,376,870	4/1968	Yamamoto et al. ....	128/1 C
4,054,286	10/1977	Dressler, Sr. ....	273/161

*Primary Examiner*—Bernard Ansher  
*Attorney, Agent, or Firm*—James J. Cannon

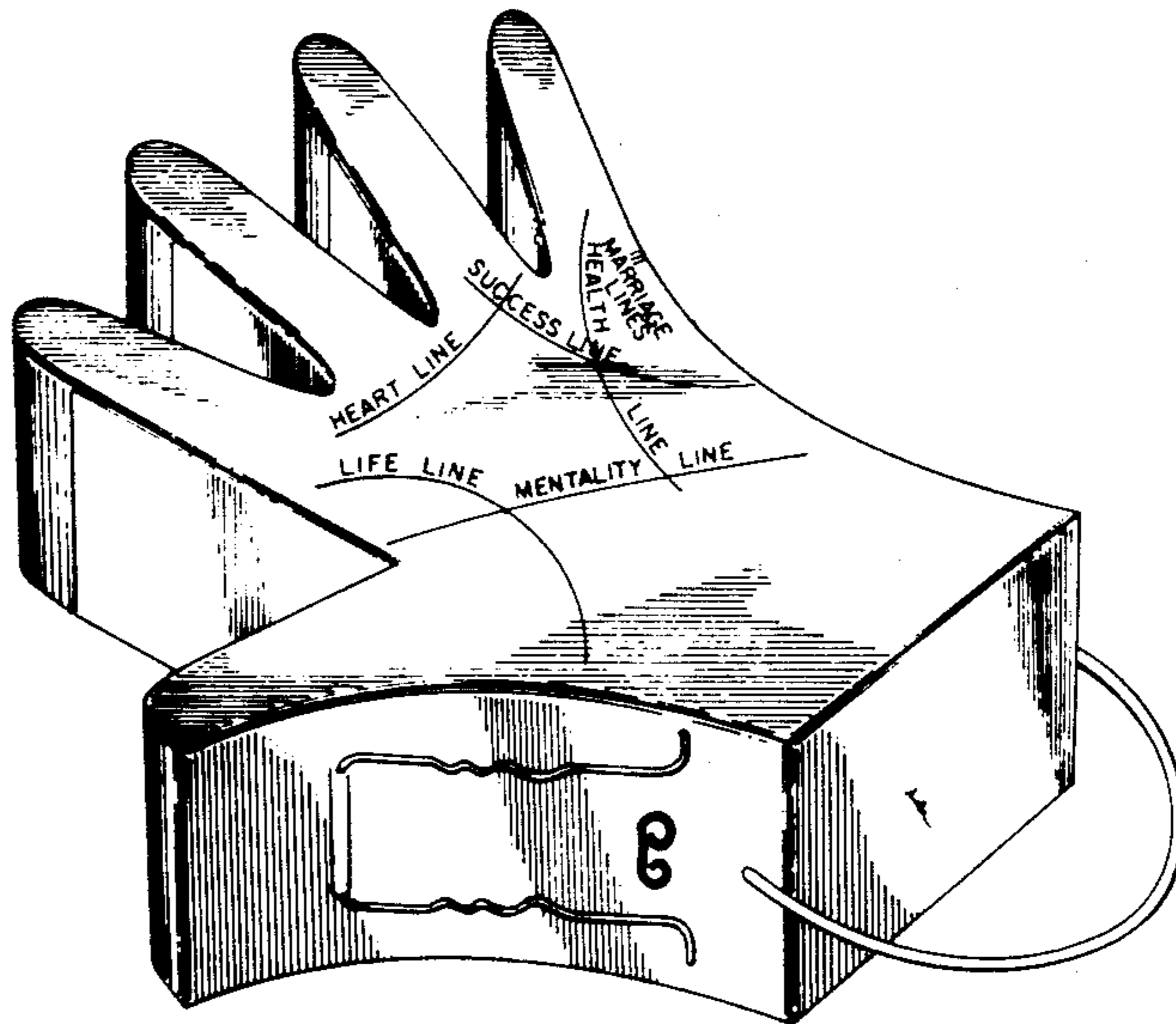
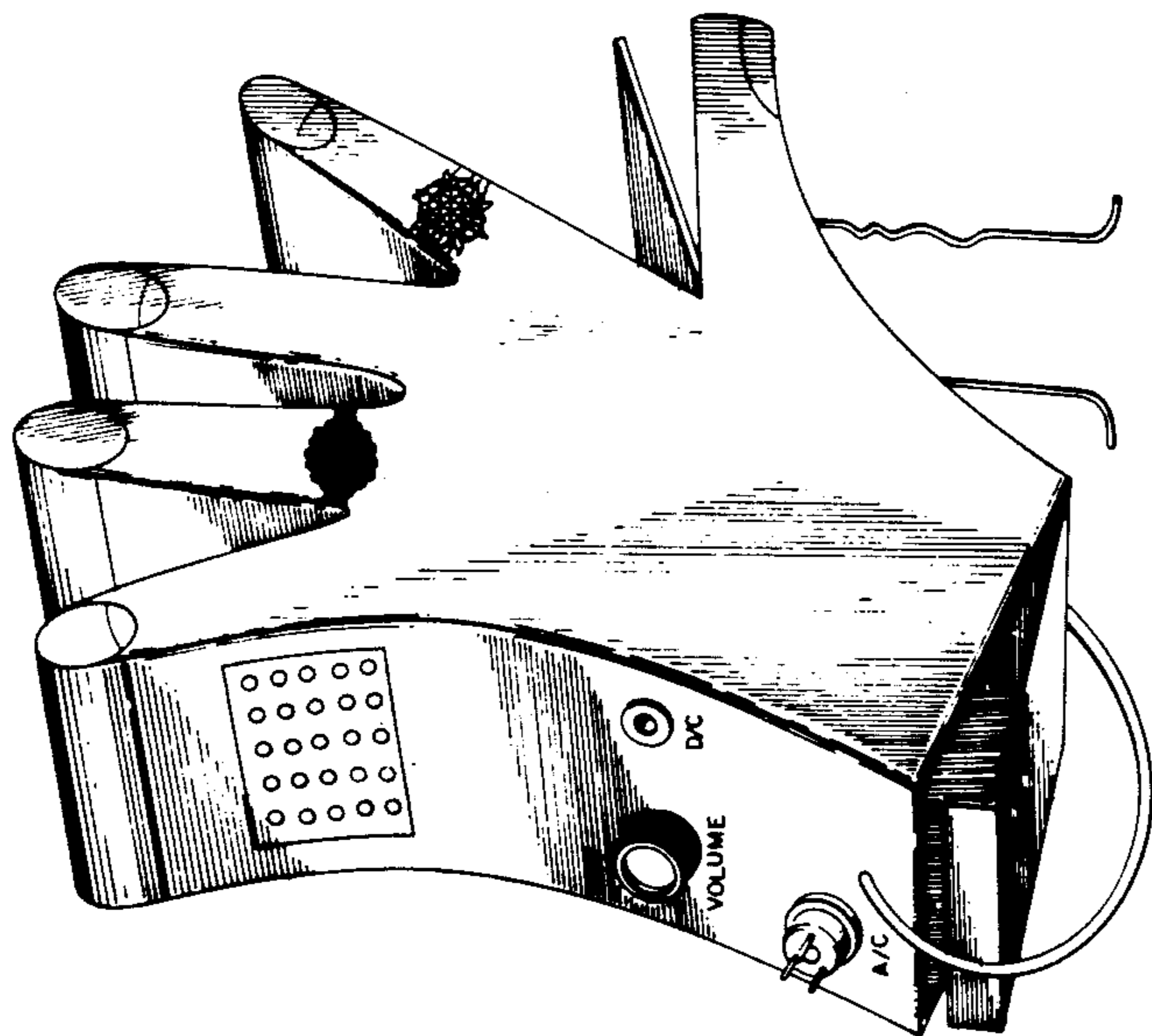
[57]

**CLAIM**

The ornamental design for a tape recorder housing, as shown.

**DESCRIPTION**

FIG. 1 is a top perspective view of a tape recorder housing showing my new design.  
FIG. 2 is a bottom perspective view of the tape recorder housing of FIG. 1.






FIG. 1

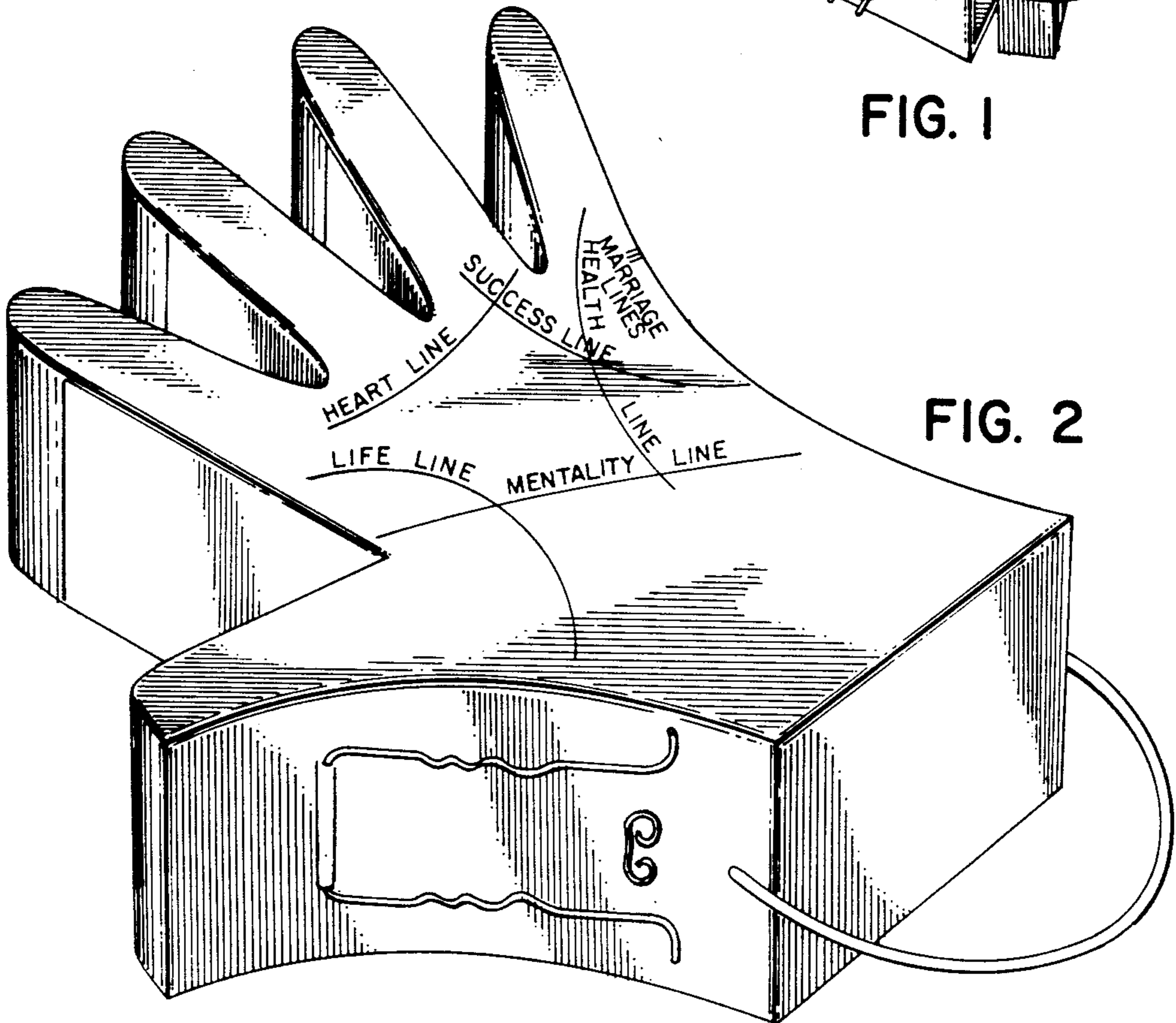


FIG. 2