

[54] CENTER PLATE FOR A LEVEL CROSSING BETWEEN A ROAD AND A RAILROAD

[75] Inventors: Sten Limmergård, Alvesta; Stig H. G. Thim, Växjö, both of Sweden

[73] Assignee: A-Betong AB, Växjö, Sweden

[\*\*] Term: 14 Years

[21] Appl. No.: 894,126

[22] Filed: Apr. 6, 1978

[30] Foreign Application Priority Data

Oct. 7, 1977 [SE] Sweden ..... 772013

[51] Int. Cl. .... D25-01

[52] U.S. Cl. .... D25/92; D25/74

[58] Field of Search ..... D25/74, 75, 76, 78, D25/79, 92, 97; 404/18, 34, 43; 296/28 R; D12/49, 50, 51; 238/8, 9, 7, 2, 3, 5, 54

[56] References Cited

U.S. PATENT DOCUMENTS

2,652,981	9/1953	Lanier .....	404/43 X
2,984,417	5/1961	Voorhees .....	404/34 X
3,183,625	5/1965	Agnew .....	266/283 X
4,093,120	6/1978	Canfield .....	238/8

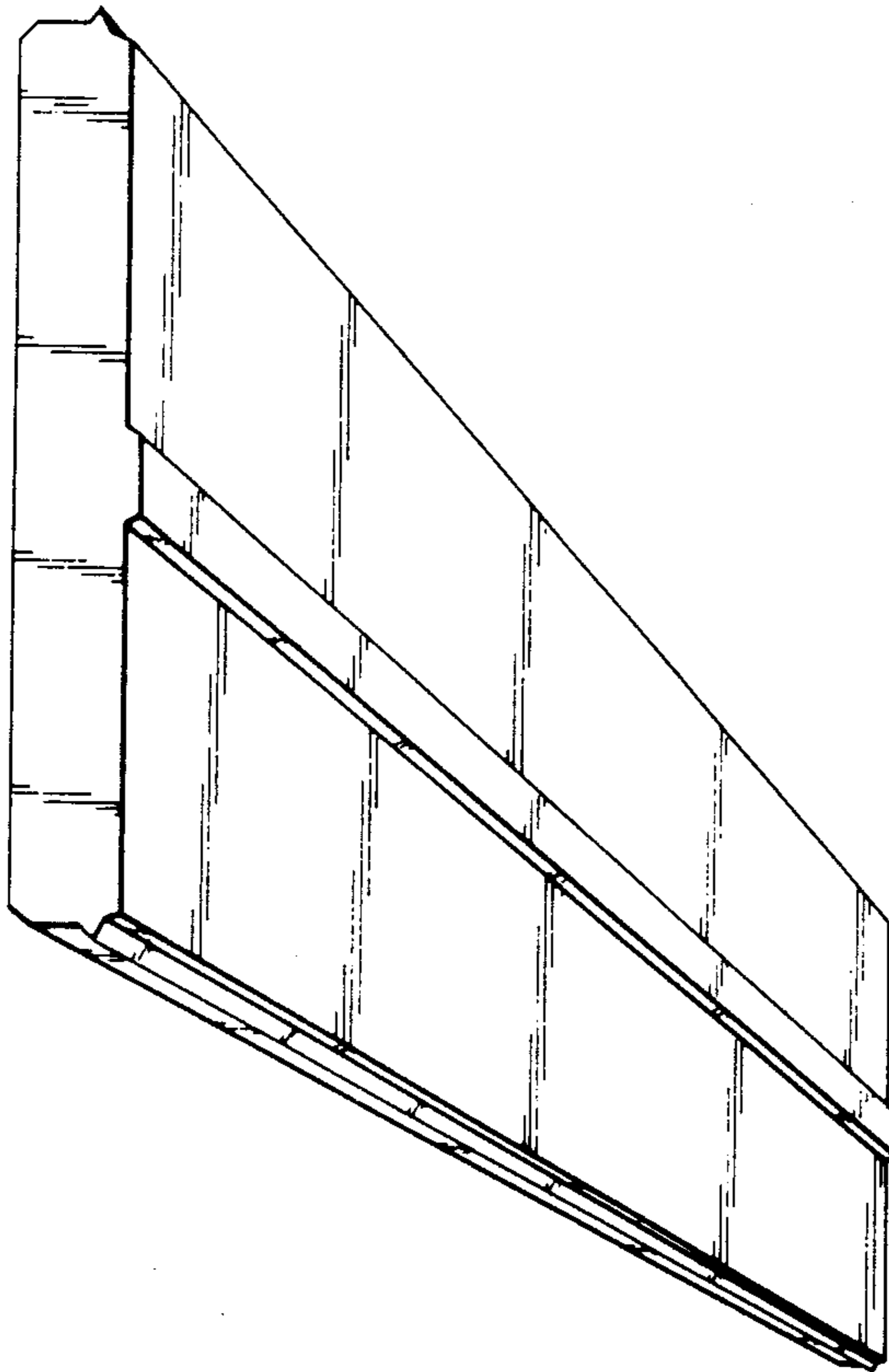
Primary Examiner—A. Hugo Word  
Attorney, Agent, or Firm—Robert Osann

[57] CLAIM

The ornamental design for a center plate for a level crossing between a road and a railroad, substantially as shown and described.

DESCRIPTION

FIG. 1 is a perspective view of a center plate for use in a level railroad crossing, between the rails;  
FIG. 2 is an end elevation of the center plate of FIG. 1;  
FIG. 3 is a side elevation of the center plate of FIG. 1;  
FIG. 4 is a top view of the center plate of FIG. 1;  
FIG. 5 is a bottom view of the center plate of FIG. 1.



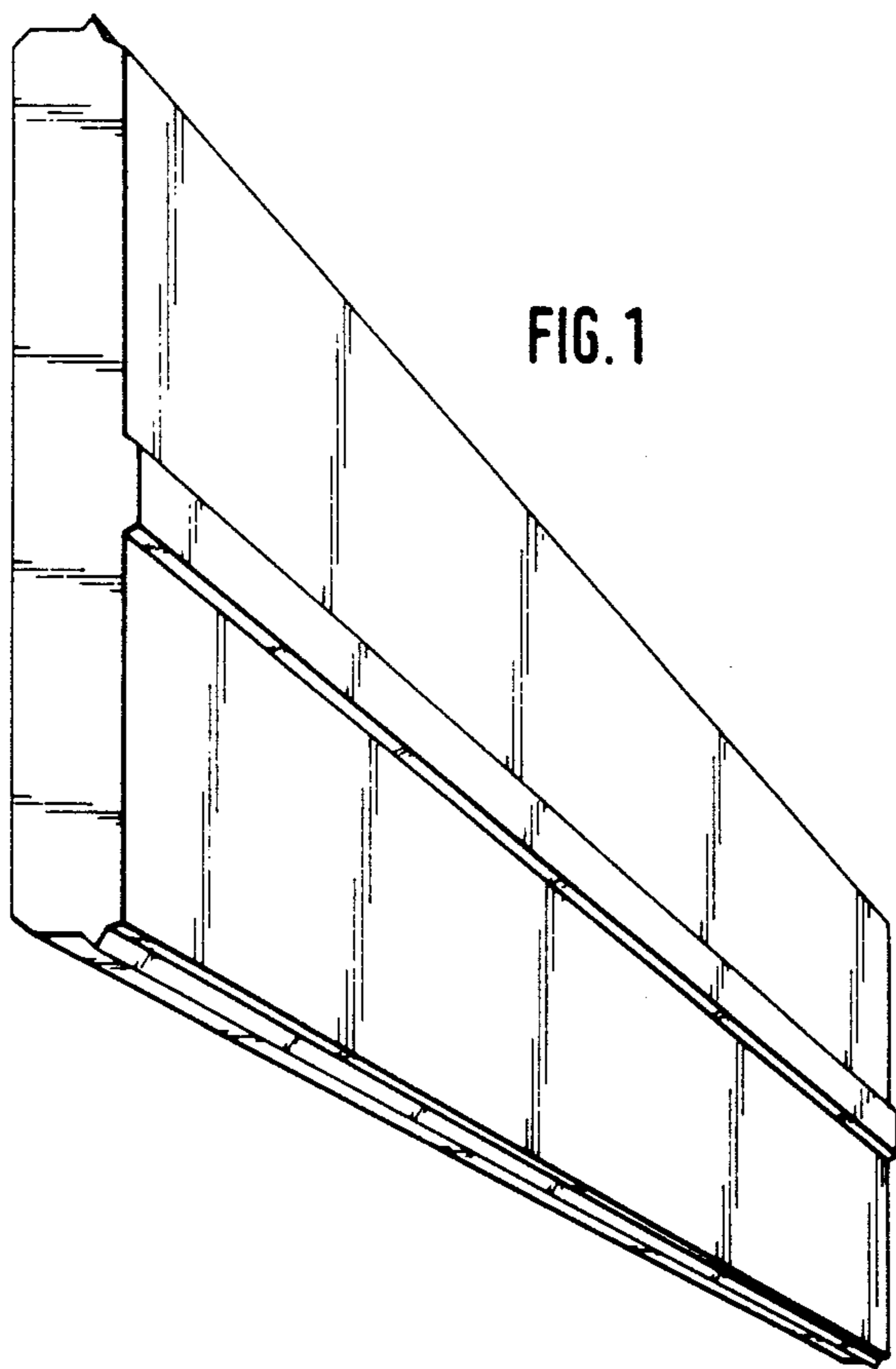


FIG. 1



FIG. 2

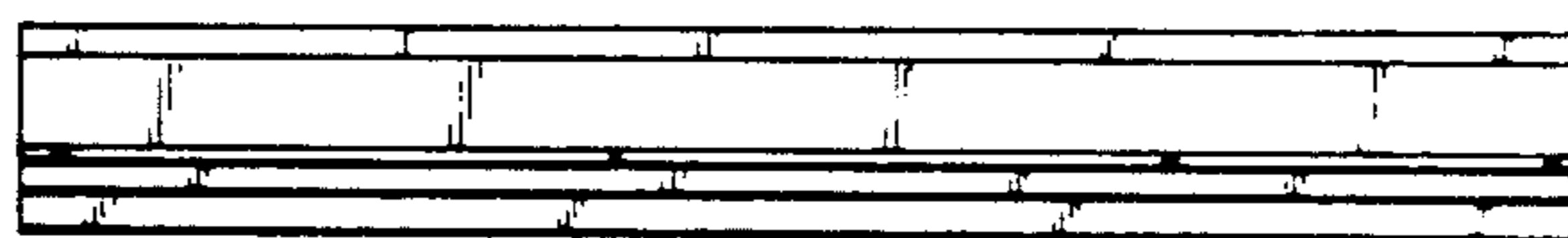


FIG. 3

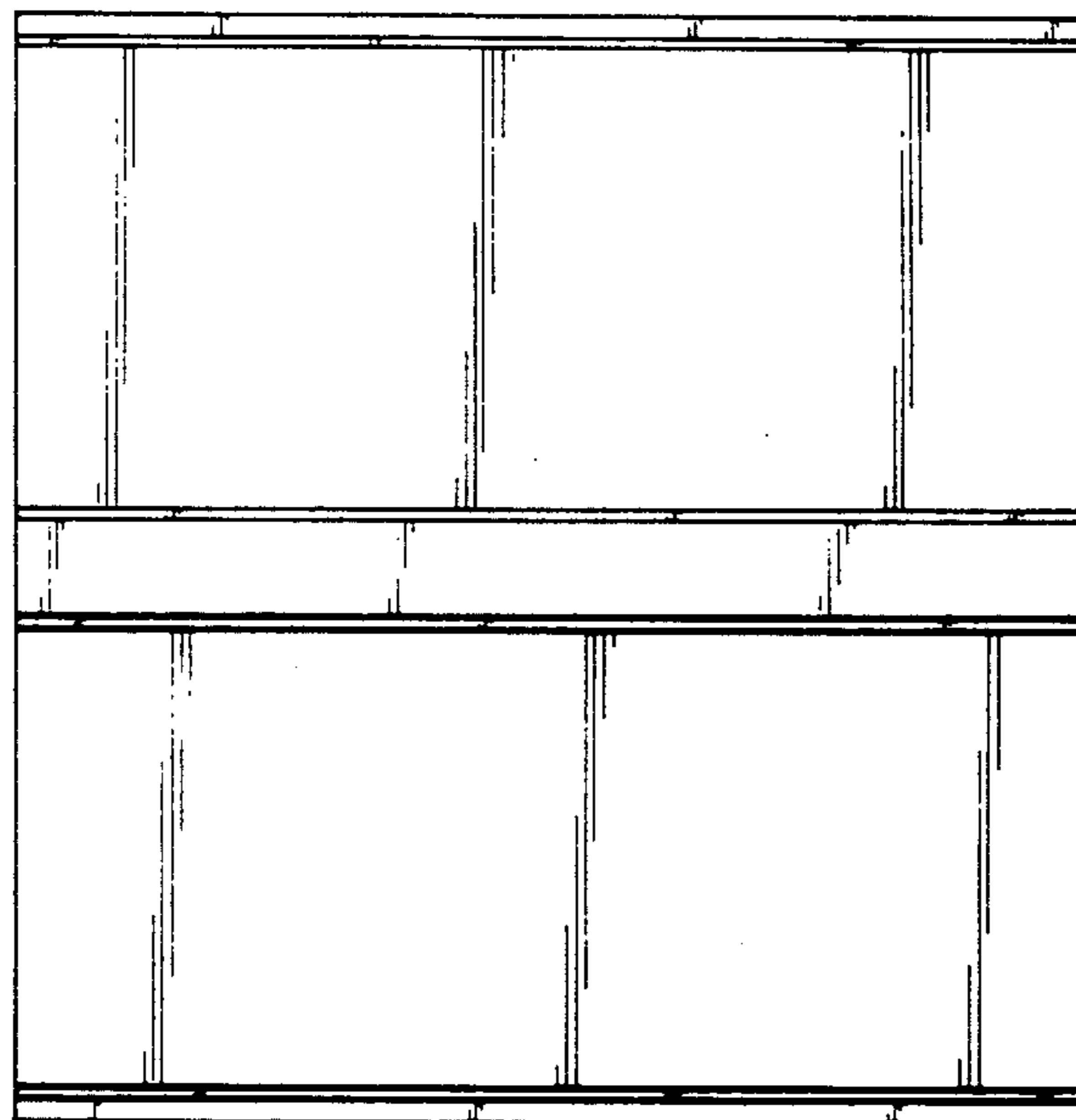


FIG. 4




FIG. 5