

[54] **PATIENT HEADWALL UNIT** 3,814,833 6/1974 Yamada et al. 174/48

[75] Inventor: **Patrick J. O'Toole**, Wisconsin Rapids, Wis.

[73] Assignee: **Joerns Furniture Company**, Stevens Point, Wis.

[**] Term: **14 Years**

[21] Appl. No.: **802,283**

[22] Filed: **May 31, 1977**

[51] Int. Cl. **D24-01**

[52] U.S. Cl. **D24/1.1**

[58] Field of Search **D48/4 B, 20 E, 20 H; 362/801, 804, 432; 174/48, 49; 52/28; 128/1 R, 2 R; 312/209, 223; D24/1.1**

Primary Examiner—Susan J. Lucas
Attorney, Agent, or Firm—Peter P. Price

[57] **CLAIM**

The ornamental design for a patient headwall unit, as shown and described.

DESCRIPTION

FIG. 1 is a perspective view of the patient headwall unit of the design;

FIG. 2 is a front elevation thereof on a reduced scale;

FIG. 3 is a side elevation thereof on a reduced scale;

FIG. 4 is a top plan view thereof on a reduced scale illustrating the cross-sectional configuration at the upper section of the unit, the top being otherwise plain and unornamented; and


FIG. 5 is a bottom plan view thereof on a reduced scale illustrating the cross-sectional configuration at the bottom of the unit, the bottom being otherwise plain and unornamented.

The side opposite from that shown in FIG. 3 is a mirror image of FIG. 3. The back is plain and unornamented.

[56] **References Cited**

U.S. PATENT DOCUMENTS

D. 234,761	4/1975	Bobrick et al.	D24/1.1
3,567,842	3/1971	Meyer	174/48
3,803,396	4/1974	Damico	362/801 X






FIG. 1




FIG. 4



FIG. 3




FIG. 2




FIG. 5