United States Patent [19]

Cooke

[11] **Des. 253,234**

[45] ** **Oct. 23, 1979**

[54] **HAND-HELD X-RAY CONTROLLER**

[75] Inventor: **John W. Cooke,** Monroe, Conn.

[73] Assignee: **General X-Ray Corporation,** Southport, Conn.

[**] Term: **14 Years**

[21] Appl. No.: **816,495**

[22] Filed: **Jul. 18, 1977**

[51] **Int. Cl.** ..... **D13—03**

[52] **U.S. Cl.** **D13/12**

[58] **Field of Search** ..... D13/12, 32, 35, 37, D13/38, 40, 41; D14/40, 42, 45; 200/5 R, 5 A, 6 R, 11 R, 38 D, 56 R, 157, 159, 293, 294, 296, 298, 302, 303, 308; 174/52 R

[56] **References Cited**

U.S. PATENT DOCUMENTS

D. 196,303	9/1963	Bluhm	D13/40
2,485,340	10/1949	Warmey	200/5 R
3,052,785	9/1962	Herrmann et al.	200/308

Primary Examiner—Susan J. Lucas

Attorney, Agent, or Firm—Robert H. Ware

[57] **CLAIM**

The ornamental design for my hand-held X-ray controller, substantially as shown and described.

DESCRIPTION

FIG. **1** is a perspective view of my hand-held X-ray controller embodying my new design;

FIG. **2** is a front elevational view thereof on a reduced scale;

FIG. **3** is a right side elevational view thereof on a reduced scale;

FIG. **4** is a rear elevational view thereof on a reduced scale;

FIG. **5** is a bottom plan view thereof on a reduced scale; and

FIG. **6** is a top plan view thereof on a reduced scale.

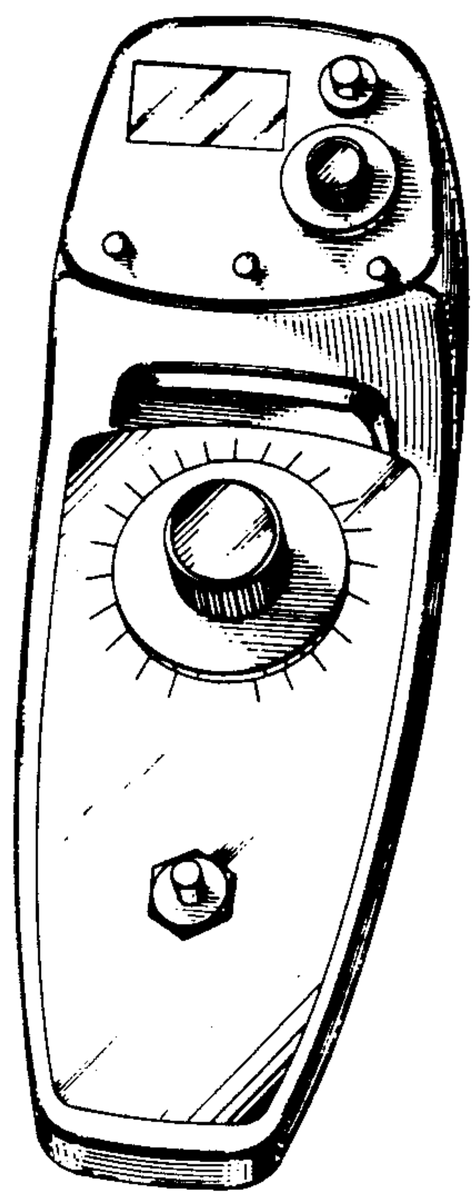

FIG. 1

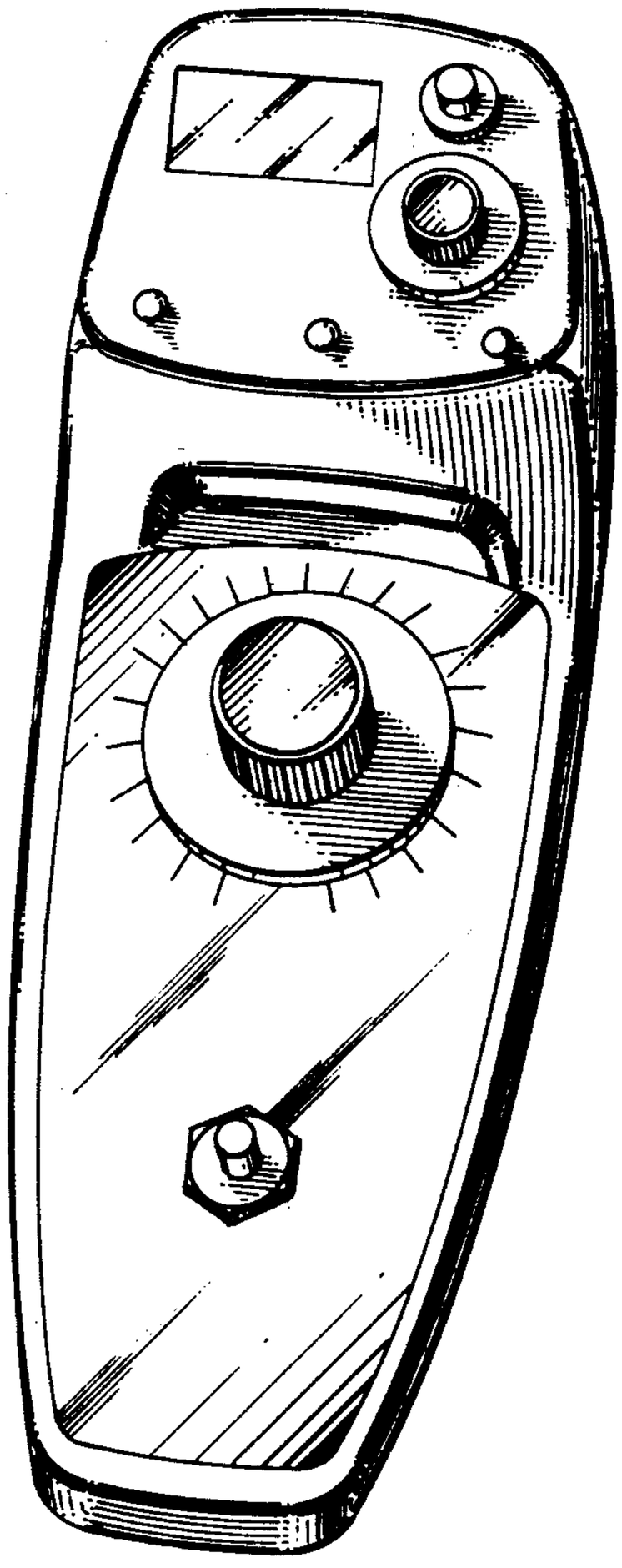

FIG. 2

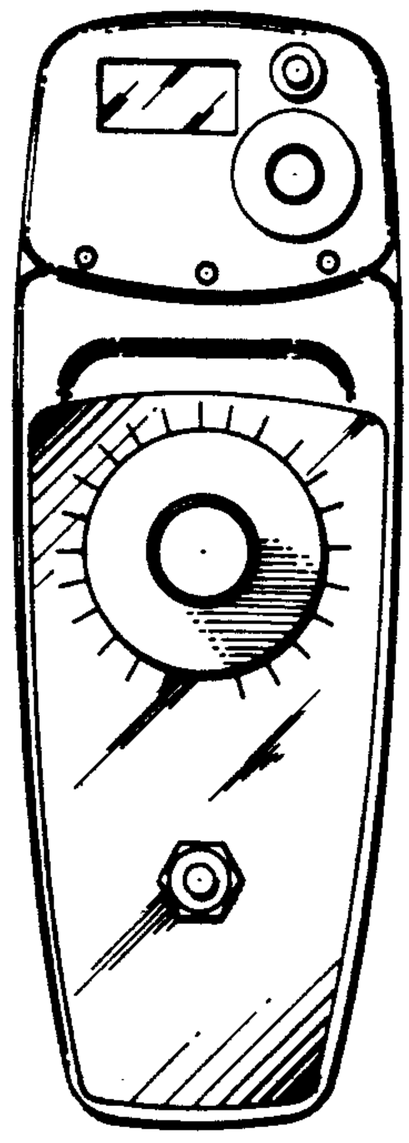

FIG. 3

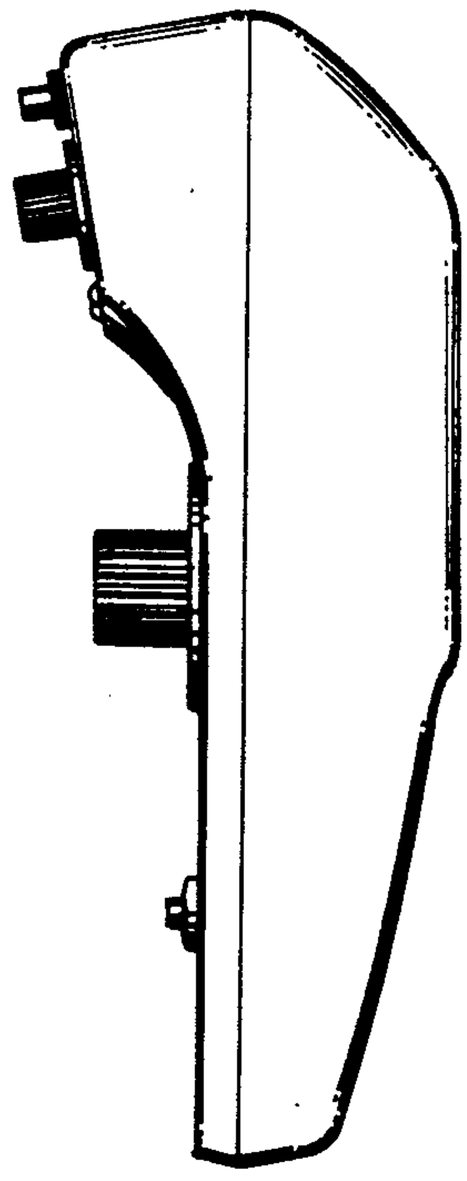

FIG. 4

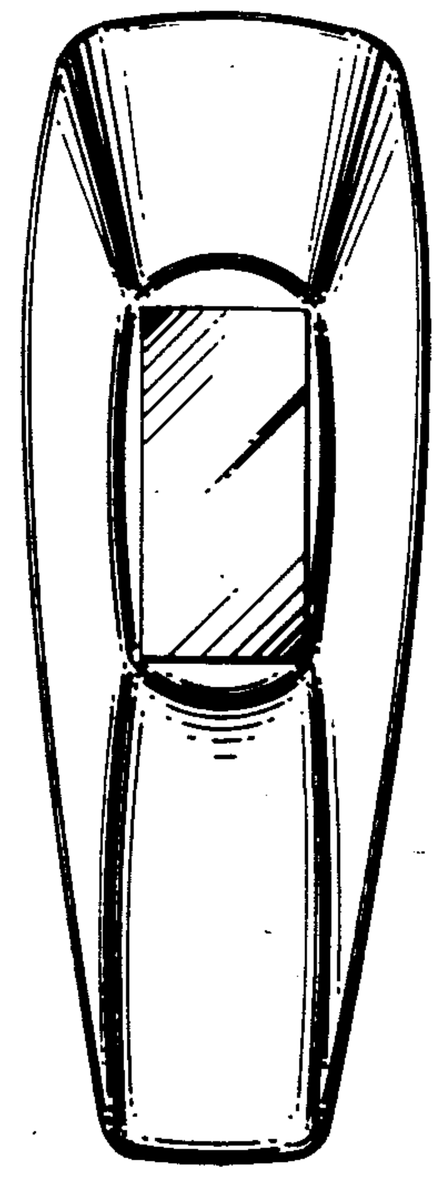

FIG. 5



FIG. 6