

- [54] **MOBILE SAMPLE DISPLAY CASE**
- [75] Inventors: **Douglas M. Spranger**, Brooklyn;  
**Malcolm J. Brookes**, New York, both  
of N.Y.; **Paul J. Mulhauser**, Paramus,  
N.J.
- [73] Assignee: **Seiko Time Corporation**, New York,  
N.Y.
- [\*\*] Term: **14 Years**
- [21] Appl. No.: **785,931**
- [22] Filed: **Apr. 8, 1977**
- [51] Int. Cl. .... **D12-02; D6-04**
- [52] U.S. Cl. .... **D12/27; D6/168**
- [58] Field of Search ..... **D6/160, 165, 167-168,**  
**D6/186; D12/27, 28, 25, 33; D15/110;**  
**280/33.99 T, 35, 47.24, 47.26, 47.35, 79.2;**  
**190/13 H, 14, 16, 18 A, 21, 35; 312/200, 201,**  
**250, 293, 294, 350; D87/5 A**

2,511,949	6/1950	Simon .....	D87/5 A
3,186,529	6/1965	Gilbert .....	190/35
3,891,230	6/1975	Mayer .....	190/18 A
3,905,662	9/1975	Richmond .....	312/250
4,118,048	10/1978	Spranger et al. ....	280/33.99 T

**FOREIGN PATENT DOCUMENTS**

3953 of 1886 United Kingdom ..... 312/200

*Primary Examiner*—Wallace R. Burke  
*Assistant Examiner*—B. J. Bullock  
*Attorney, Agent, or Firm*—Granville M. Brumbaugh


[57] **CLAIM**


The ornamental design for a mobile sample display case, substantially as shown.

**DESCRIPTION**

FIG. 1 is a perspective view of a mobile sample display case showing my new design in the open position; FIG. 2 is a perspective view thereof with sample trays inserted; FIG. 3 is a front view thereof in the closed position; FIG. 4 is a side view taken from the left of FIG. 3, the side opposite being a mirror image thereof except for the inclusion of hinges; and FIG. 5 is a top view thereof.

- [56] **References Cited**
- U.S. PATENT DOCUMENTS**
- D. 196,240 9/1963 Betts ..... D6/165
- 1,507,760 9/1924 Sutherland ..... 312/200





*FIG. 1*




FIG. 2



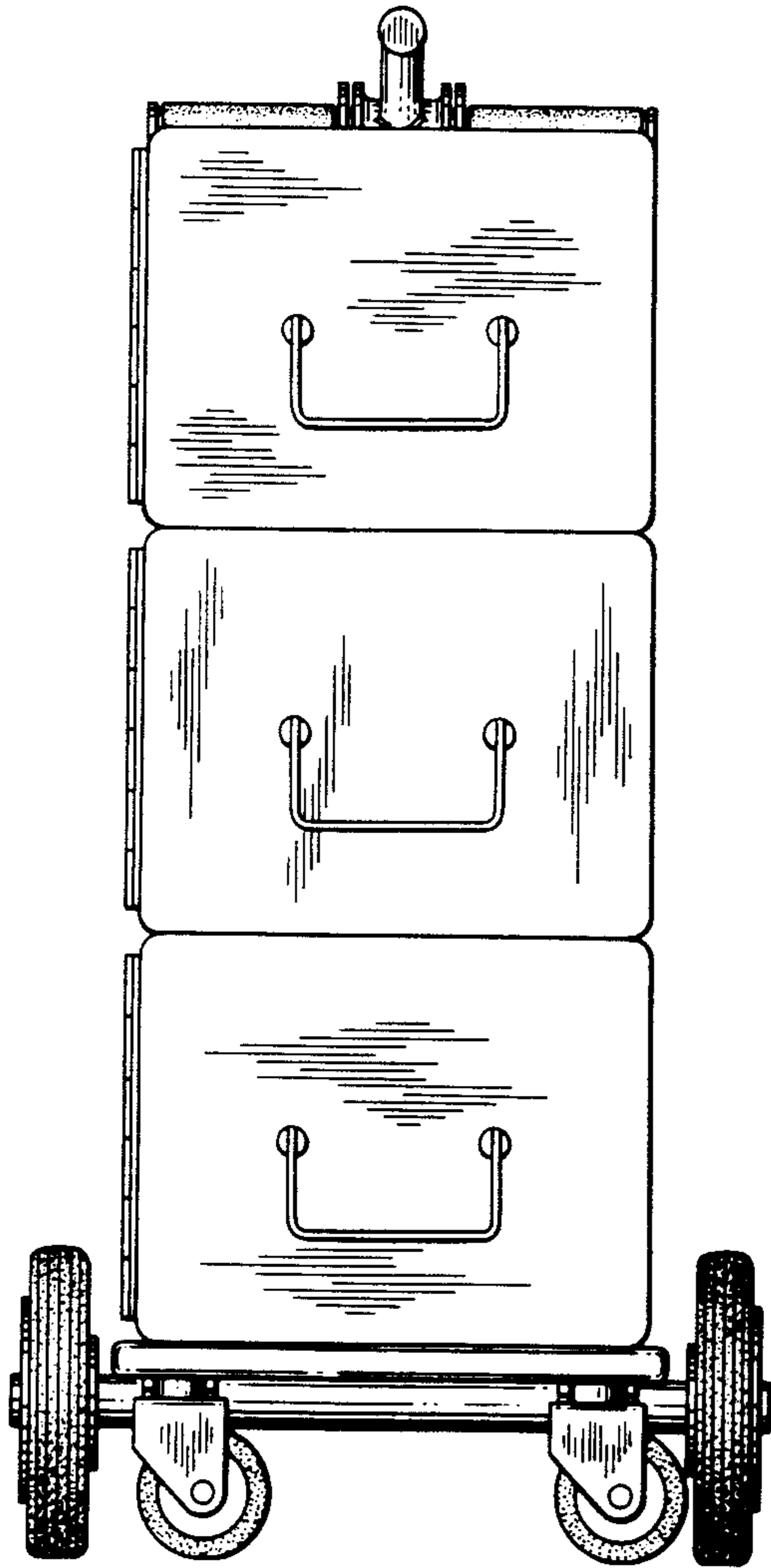


FIG. 3

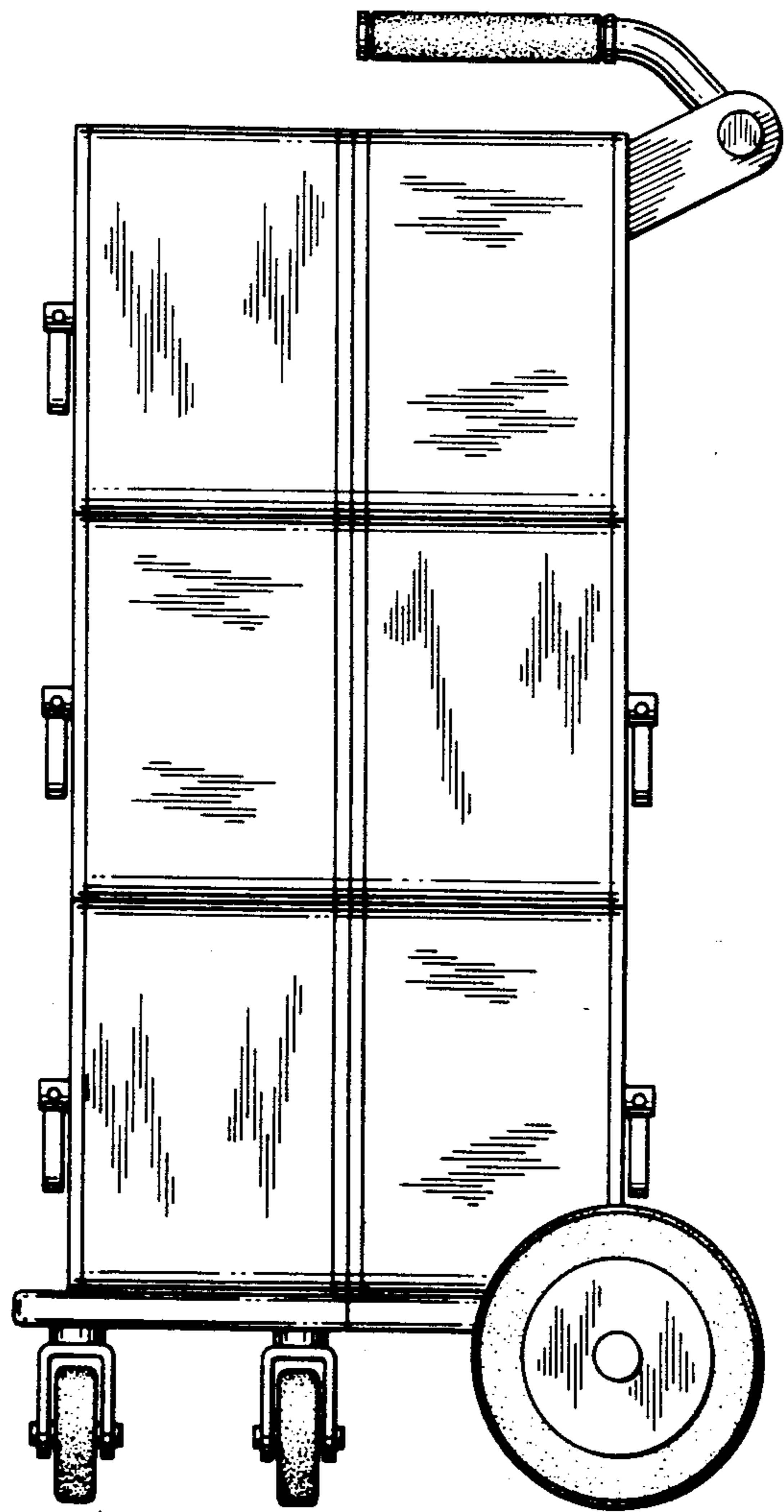


FIG. 4

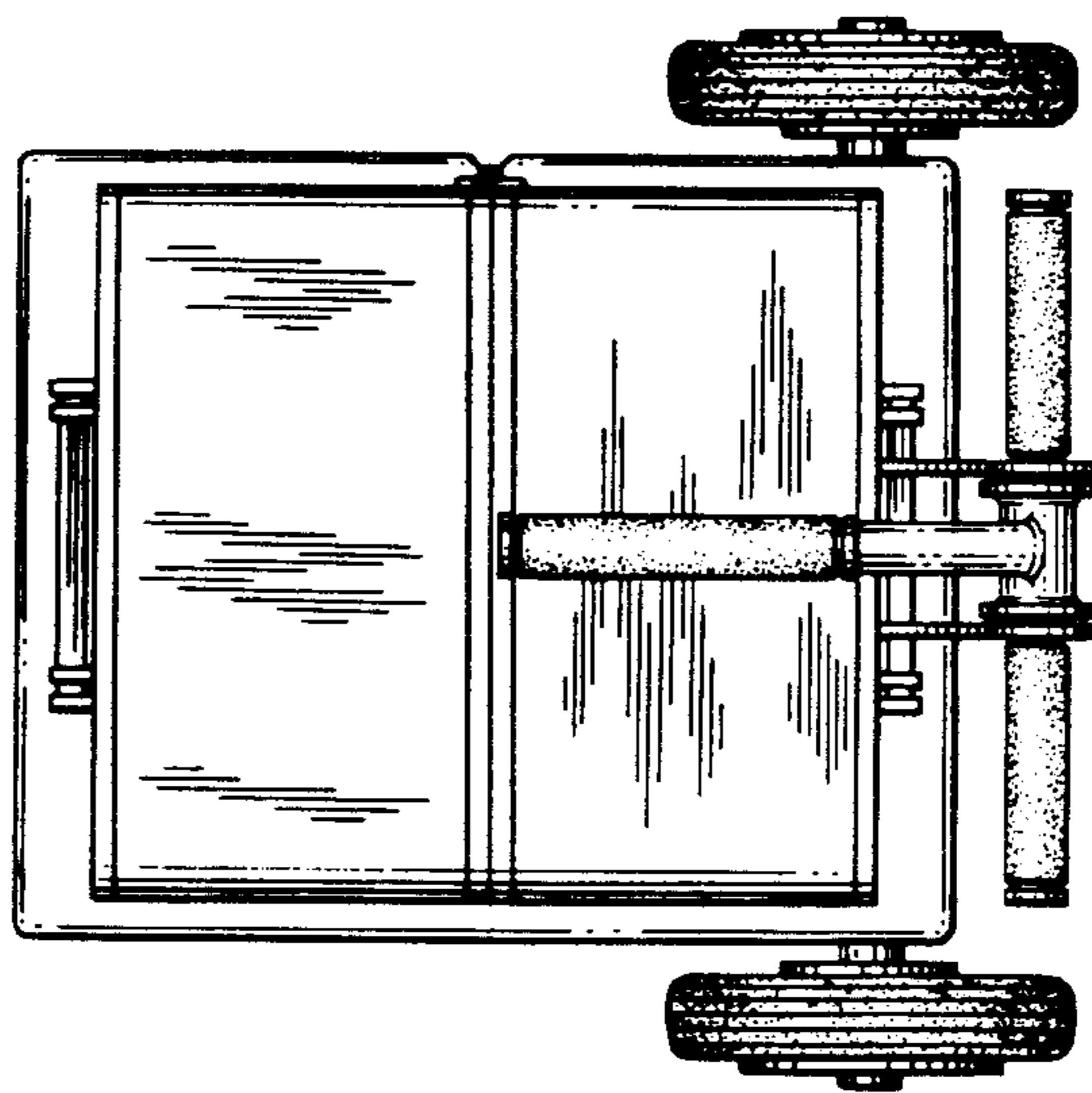


FIG. 5