

[54] COMBINED DESK AND CABINET UNIT  
[76] Inventor: France Berlic, 37-31 73rd St., Jackson Heights, N.Y. 11371

D. 55,186 5/1920 Lidberg ..... D6/15 D  
D. 87,697 8/1932 White ..... D6/15 D  
D. 214,063 5/1969 Preston ..... D6/167  
D. 240,279 6/1976 Boldt et al. .... D6/168 X

[\*\*] Term: 14 Years

OTHER PUBLICATIONS

[21] Appl. No.: 808,370

Dunbar Furn. Cat. ©1971, p. DI-3, Cabinet lower left.

[22] Filed: Jun. 20, 1977

Primary Examiner—Bruce W. Dunkins  
Attorney, Agent, or Firm—Karl F. Ross

[30] Foreign Application Priority Data

Dec. 27, 1976 [YU] Yugoslavia ..... 321/76

[57] CLAIM

[51] Int. Cl. .... D6-04

The ornamental design for a combined desk and cabinet unit, as shown and described.

[52] U.S. Cl. .... D6/150; D6/164;  
D6/166; D6/174; D6/186

DESCRIPTION

[58] Field of Search ..... D6/150, 158-174;  
312/278, 279, 281


FIG. 1 is a front top perspective view of the combined desk and cabinet unit embodying my novel design with the doors open and the desk extended; and FIG. 2 is a top front perspective view from the opposite side with the doors closed and the desk retracted.

[56] References Cited

U.S. PATENT DOCUMENTS

D. 18,112 2/1888 Coffin ..... D6/15 D  
D. 24,366 6/1895 Wetherholt ..... D6/15 D

The drawing is stippled to indicate color contrasts. The inner surfaces not shown in FIG. 1 as well as the bottom and rear of the unit are all plain and unornamented.






FIG. 1

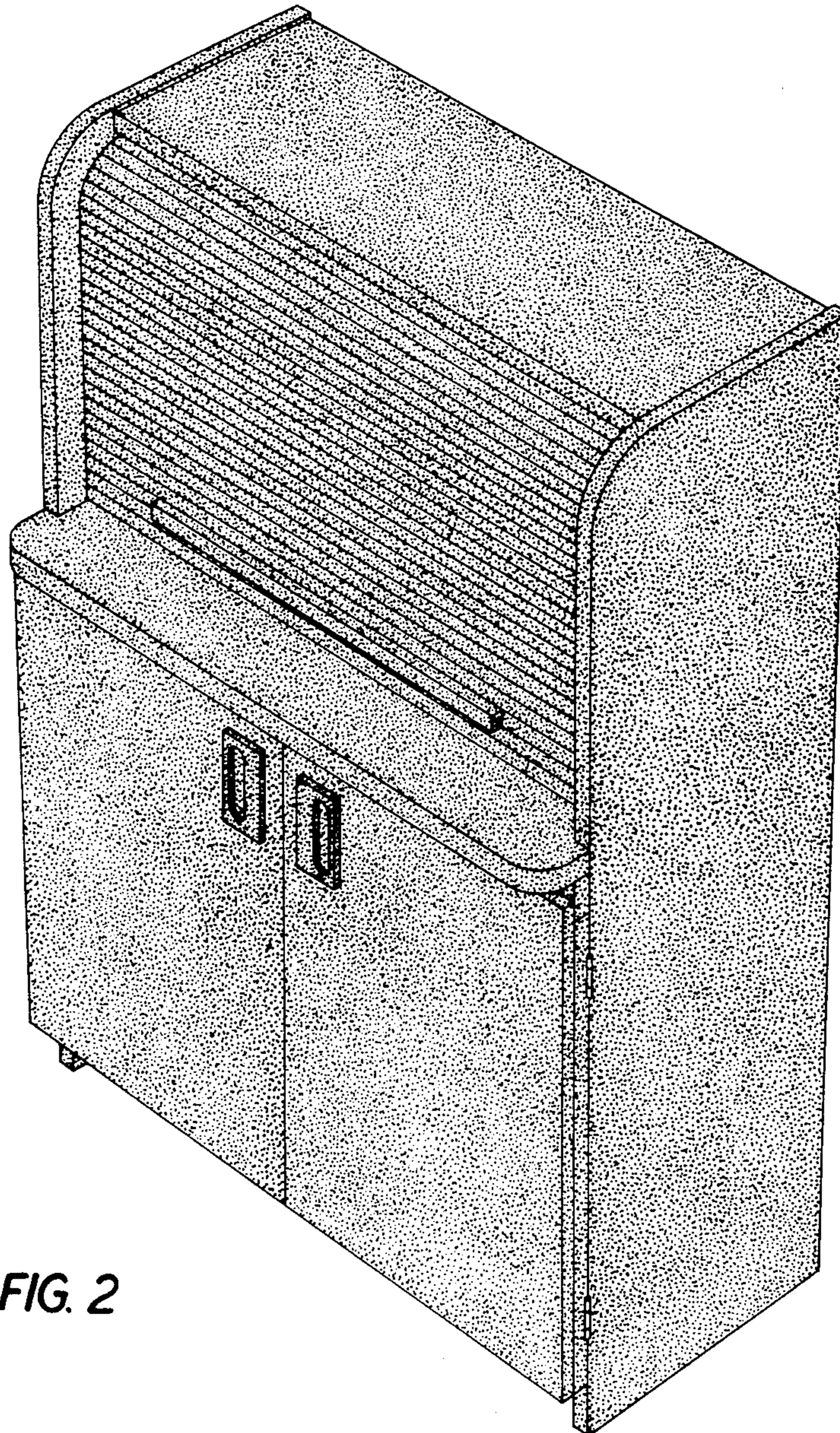


FIG. 2