

[54] VERTICAL DOOR END FRAME FOR A MOTOR VEHICLE

[76] Inventor: Edward G. Broadbent, 91 Park La., Sandbach, Cheshire, CW119EE, England

[**] Term: 14 Years

[21] Appl. No.: 867,567

[22] Filed: Jan. 6, 1978

[30] Foreign Application Priority Data

Dec. 3, 1977 [GB] United Kingdom 982483/77

[51] Int. Cl. D25-01

[52] U.S. Cl. D25/76; D25/74

[58] Field of Search D12/86, 93, 106, 155, D12/159, 190; D25/73-79; 296/28 R, 28 F, 28 J; 280/106 R

[56] References Cited

U.S. PATENT DOCUMENTS

D. 110,435	7/1938	Lowry	D25/76
D. 219,730	1/1971	Van den Broek	D25/76
3,974,616	8/1976	Beckley	52/282 X

Primary Examiner—A. Hugo Word
Attorney, Agent, or Firm—Richard C. Sughrue

[57] CLAIM

The ornamental design for a vertical door end frame for a motor vehicle, as shown.

DESCRIPTION

FIG. 1 is a side perspective view of the vertical door end frame.

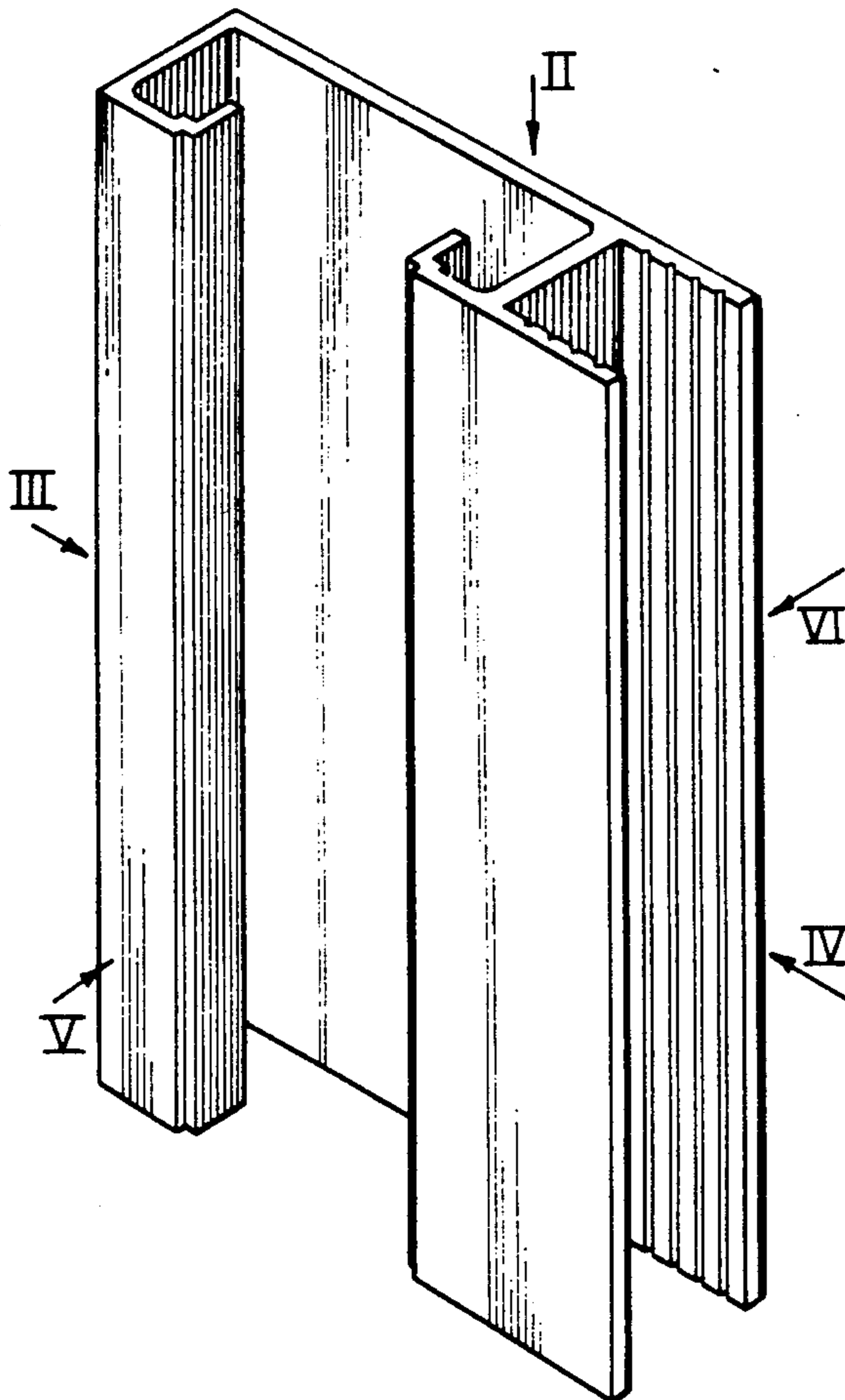
FIG. 2 is an end view in the direction of arrow II of FIG. 1.

FIG. 3 is an elevation view in the direction of arrow III of FIG. 1.

FIG. 4 is an elevation view in the direction of arrow IV of FIG. 1.

FIG. 5 is an elevation view in the direction of arrow V of FIG. 1.

FIG. 6 is an elevation view in the direction of arrow VI of FIG. 1.



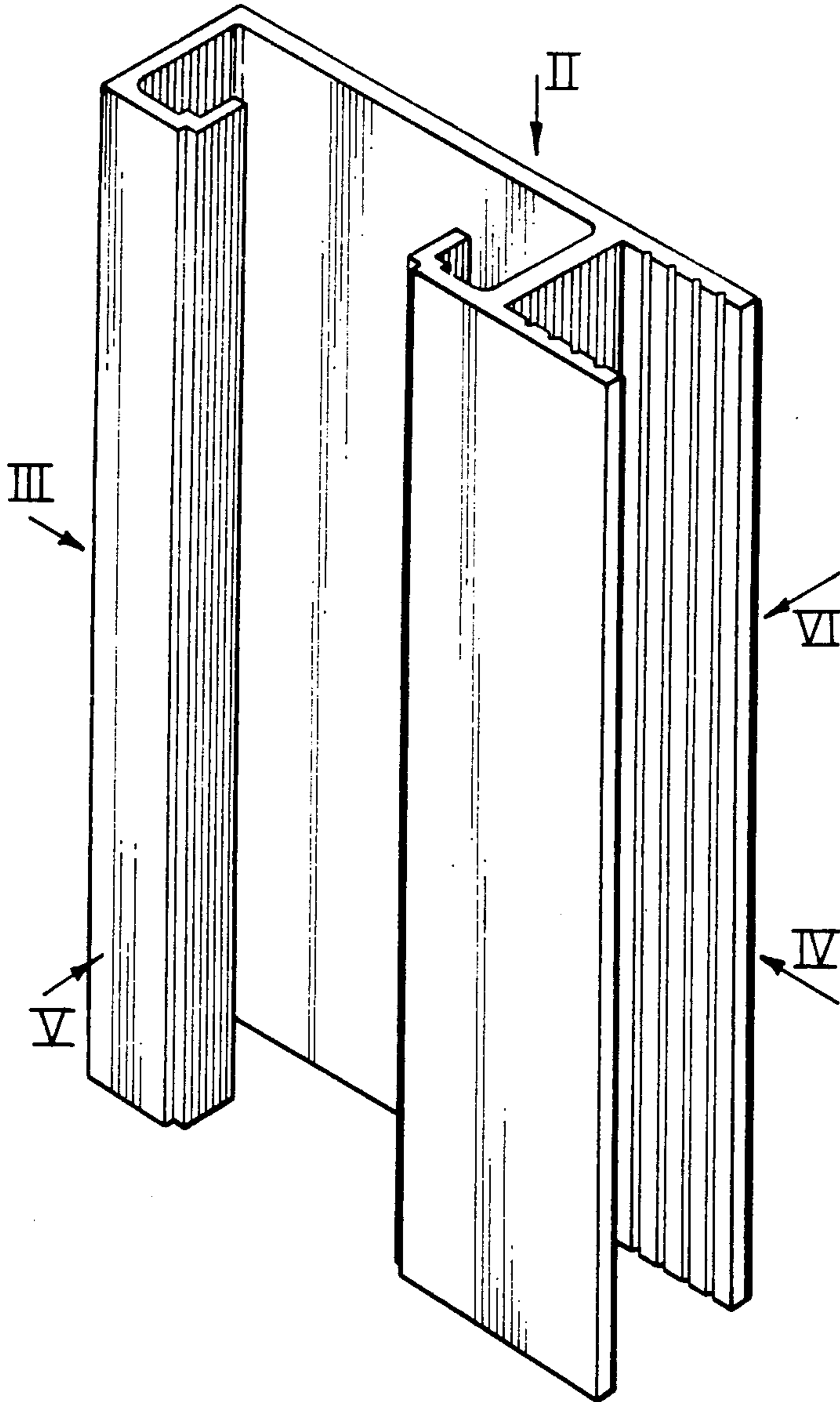


FIG. 1

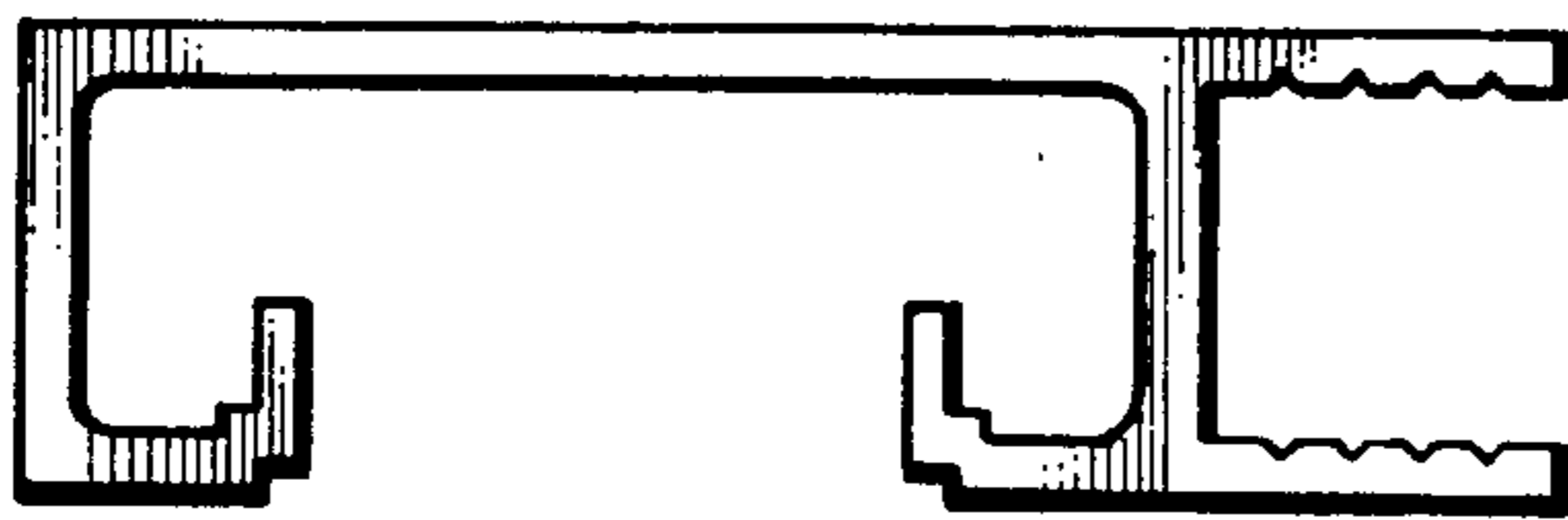


FIG. 2




FIG. 3

FIG. 4




FIG. 5




FIG. 6