

[54] TAPE PLAYER OR SIMILAR ARTICLE  
 [75] Inventor: Richard Culbertson, Manlius, N.Y.  
 [73] Assignee: General Electric Company  
 [\*\*] Term: 14 Years  
 [21] Appl. No.: 838,932  
 [22] Filed: Oct. 3, 1977  
 [51] Int. Cl. .... D14-01  
 [52] U.S. Cl. .... D14/6; D14/5;  
 D14/72  
 [58] Field of Search ..... D14/2, 6, 5, 70, 72,  
 D14/96, 99; 360/61, 79, 62, 81, 82; 274/4, 17

D. 237,389 10/1975 Schmitz ..... D14/6  
 D. 248,468 7/1978 Culbertson ..... D14/6

OTHER PUBLICATIONS

Best Products, 75 Buyers Book No. 118, received 9/9/1974, p. 298, Item "F".

Primary Examiner—Bernard Ansher  
 Attorney, Agent, or Firm—Leonard J. Platt

[57] CLAIM

The ornamental design for a tape player or similar article, as shown.

DESCRIPTION

FIG. 1 is a front elevational view of a tape player showing my new design;  
 FIG. 2 is a top plan view thereof;  
 FIG. 3 is a bottom plan view thereof;  
 FIG. 4 is a rear elevational view thereof;  
 FIG. 5 is a right side elevational view thereof; and  
 FIG. 6 is a left side elevational view thereof.

[56] References Cited

U.S. PATENT DOCUMENTS

D. 206,666 1/1967 Dietrich ..... D14/2  
 D. 216,366 12/1969 Van der Poel ..... D14/6  
 D. 229,946 1/1974 Winslow ..... D14/6  
 D. 236,837 9/1975 Lee et al. .... D14/6


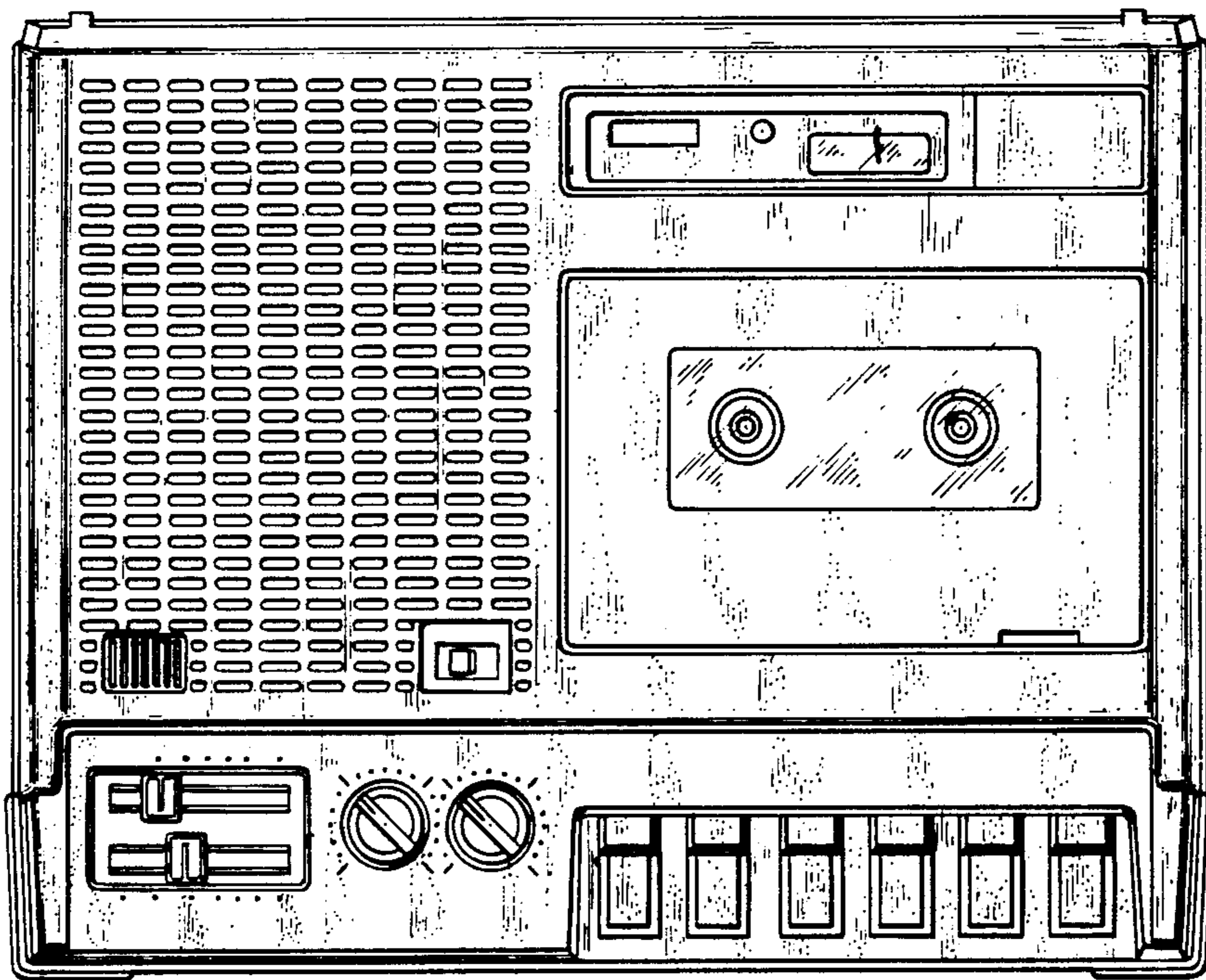


FIG. 1.

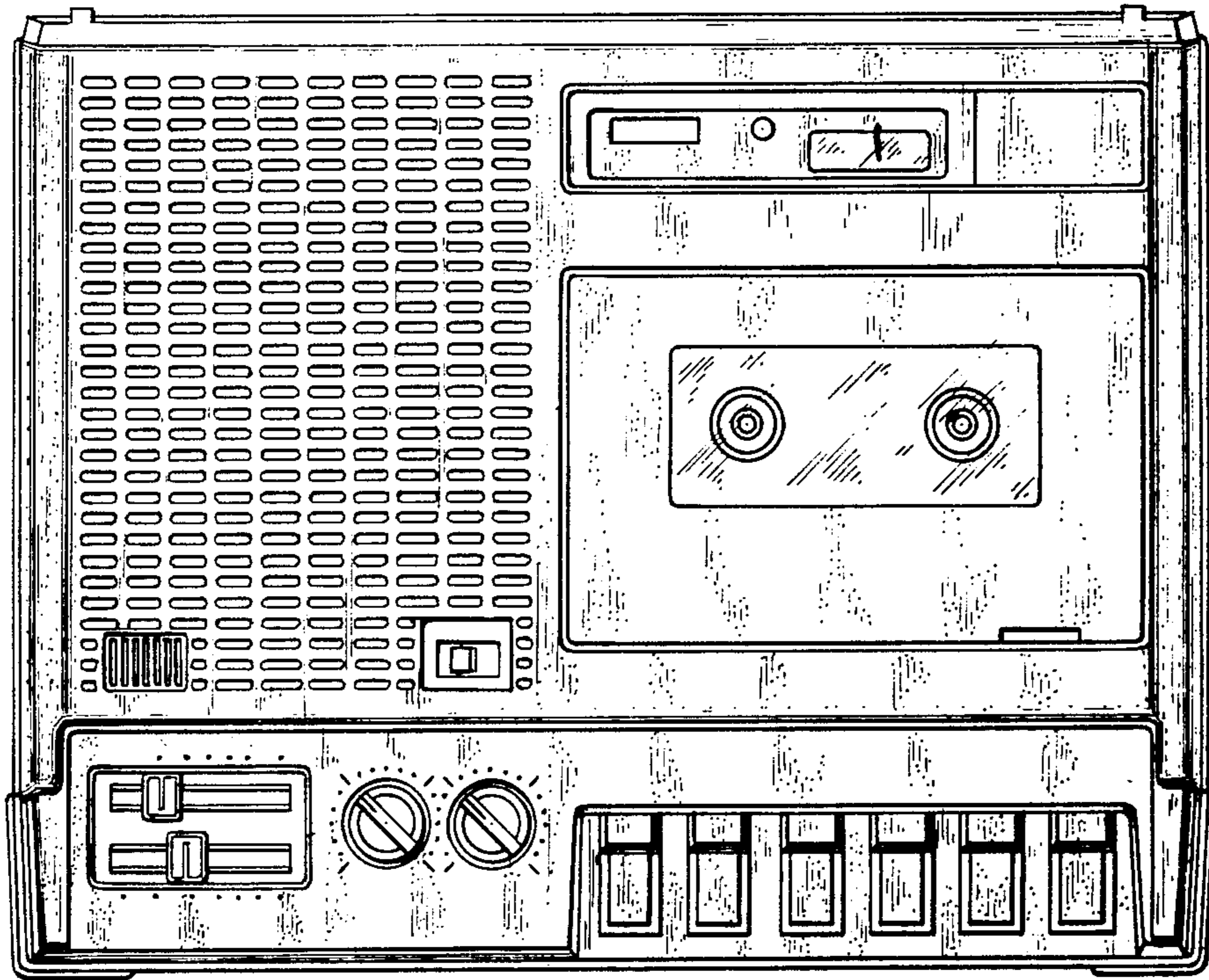


FIG. 2.

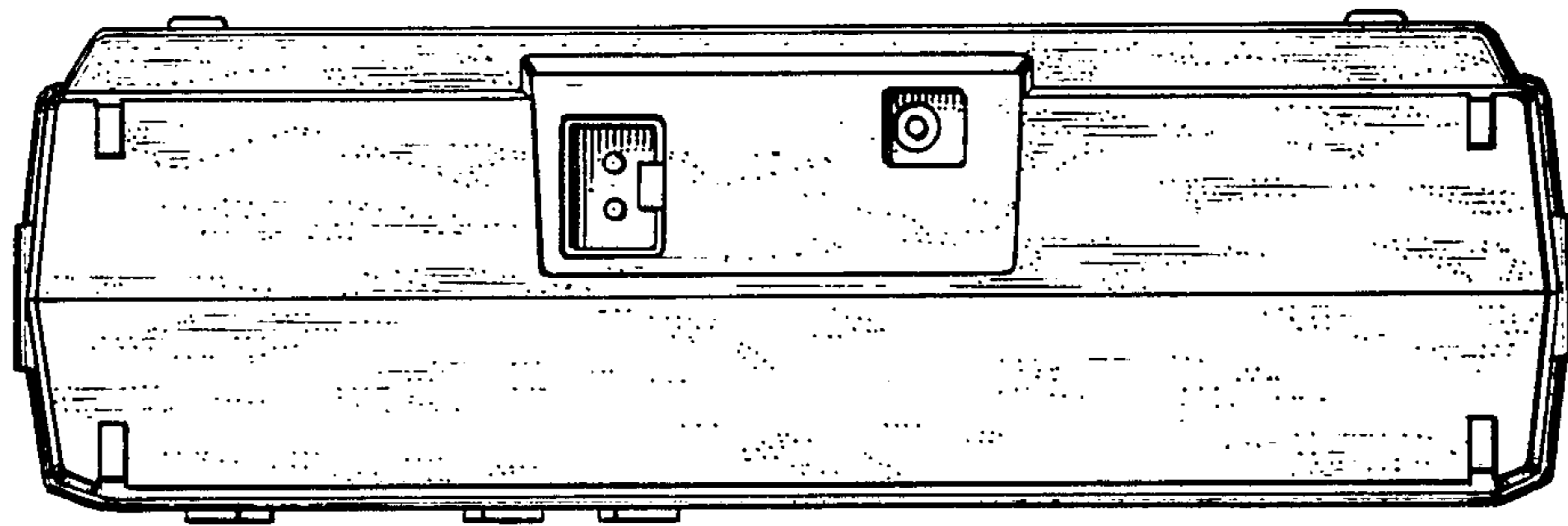


FIG. 3.




FIG.4.




FIG.5.




FIG.6.

