

[54] PYRAMID FINGER RING

[76] Inventor: Esther Escher, 812 S. Harrison St.,
Mason City, Iowa 50401

[**] Term: 14 Years

[21] Appl. No.: 820,803

[22] Filed: Aug. 1, 1977

[51] Int. Cl. D11-01

[52] U.S. Cl. D11/34

[58] Field of Search D11/1, 26-30,
D11/34, 35, 36, 91, 111; 63/1 R, 3, 11, 15-15.5,
15.8

[56] References Cited

U.S. PATENT DOCUMENTS

D. 225,438	12/1972	Mechanic	D11/34
D. 229,087	11/1973	Ciambra et al.	D11/30
D. 249,780	10/1978	Gonzalez	D11/30
2,261,958	11/1941	Burri	D11/91 X

OTHER PUBLICATIONS

National Jeweler, Apr. 1975, p. 82—Pyramidal Diamond
Pendant at top center.

Jewelers' Circular-Keystone Directory Issue, 6/29/1975,
p. 320—Ring at top left.

Primary Examiner—Louis S. Zarfes

Attorney, Agent, or Firm—Donald H. Zarley

[57] CLAIM

The ornamental design for a pyramid finger ring, sub-
stantially as shown and described.

DESCRIPTION

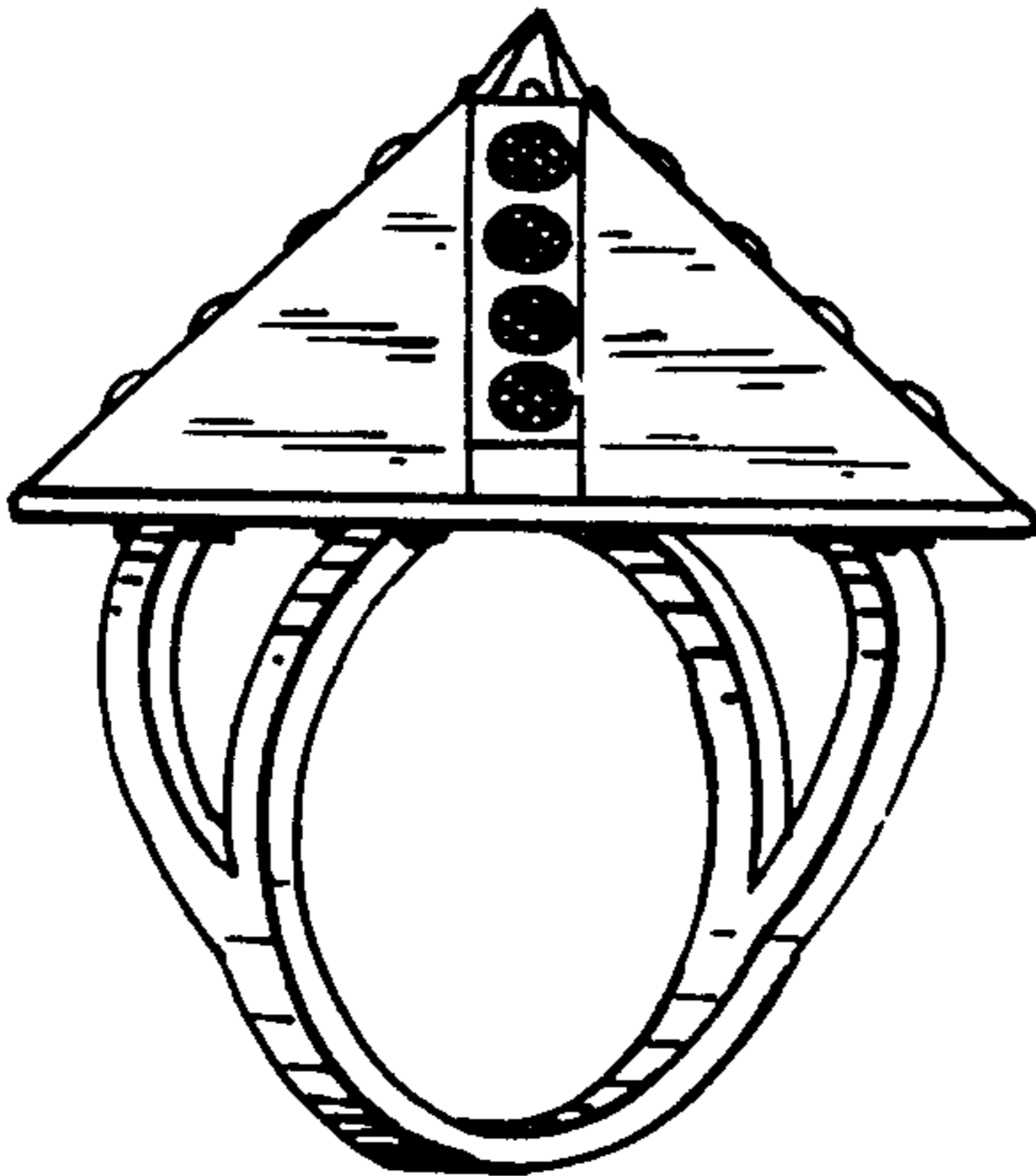
FIG. 1 is a top plan view of a pyramid finger ring show-
ing my new design.

FIG. 2 is a front elevational view of the pyramid finger
ring as shown in FIG. 1.

FIG. 3 is another elevational view taken at a 45° angle
to the view of FIG. 2.

FIG. 4 is a right side elevational view of the pyramid
figure ring shown in FIG. 1.

FIG. 5 is a bottom plan view of the pyramid finger ring
shown in FIG. 1.






Fig. 1

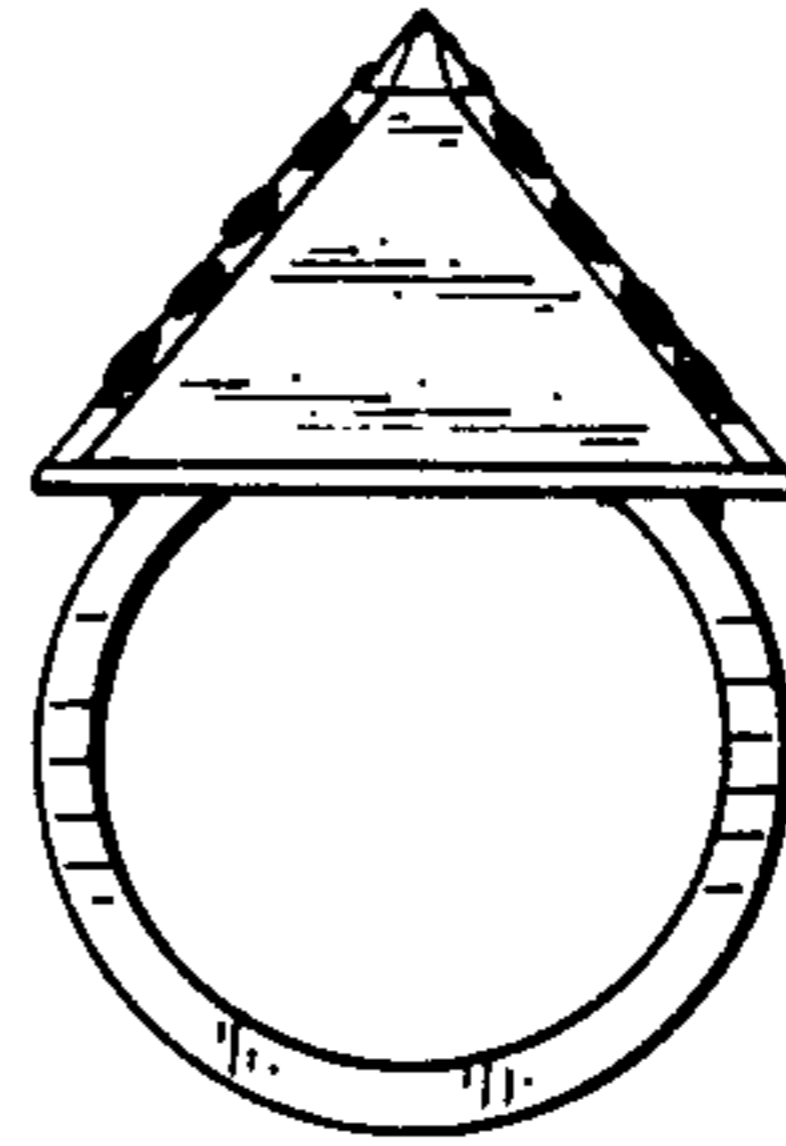


Fig. 2

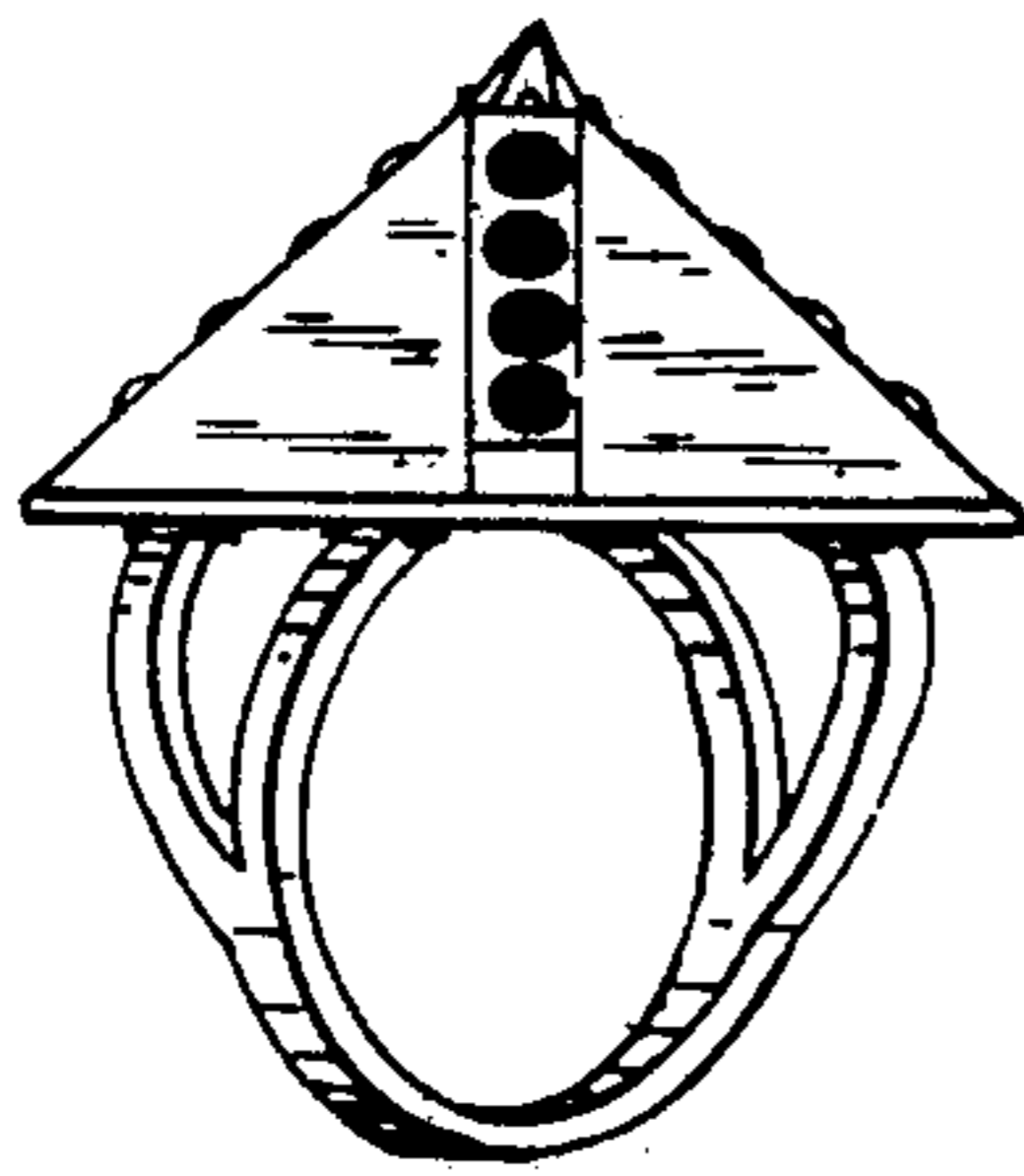


Fig. 3

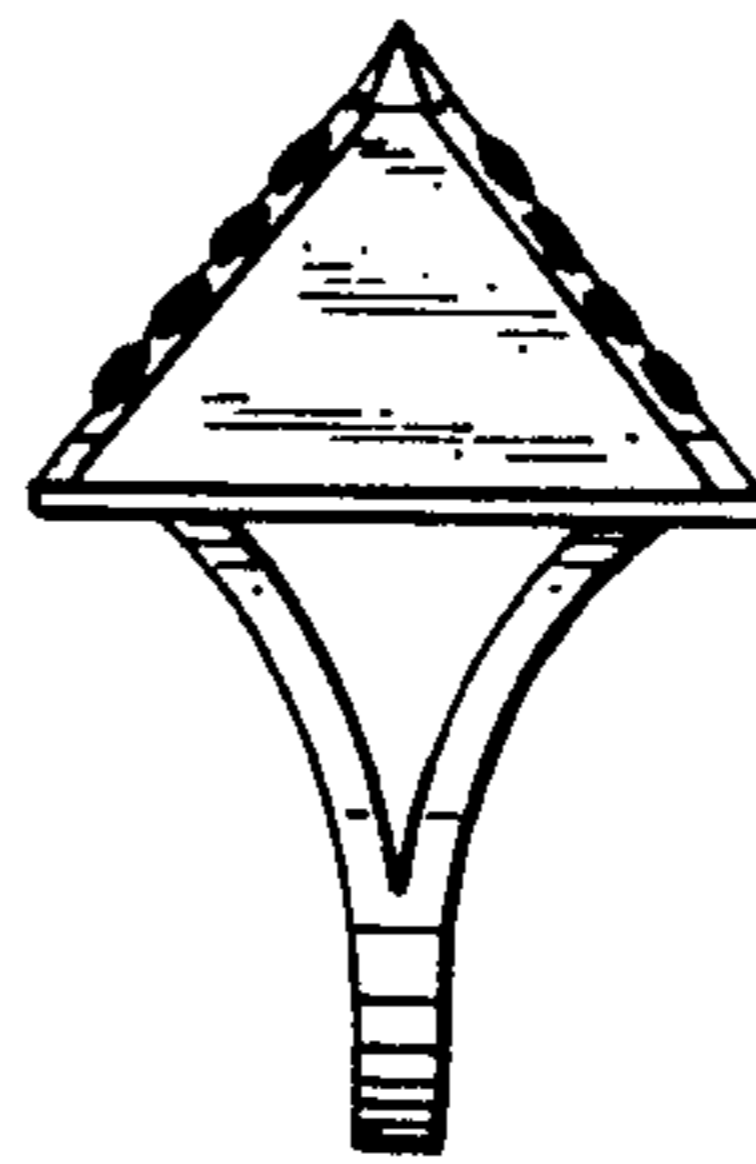


Fig. 4




Fig. 5