

[54] CLOCK

[76] Inventor: **Graham M. Fee**, 250 Ansel Rd.,
Geneva, Ohio 44041

[**] Term: **14 Years**

[21] Appl. No.: **835,838**

[22] Filed: **Sep. 22, 1977**

[51] Int. Cl. **D10-01**

[52] U.S. Cl. **D10/15**

[58] Field of Search **D10/1, 2, 15, 21, 24-26,**
D10/38, 122-125; 58/50 R, 50 A, 23 R, 152 R,
126 R, 127 R

[56] **References Cited**

U.S. PATENT DOCUMENTS

D. 241,627	9/1976	Bailey	D10/15
D. 241,628	9/1976	Bailey	D10/15
3,750,384	8/1973	Miller	D10/15

OTHER PUBLICATIONS

Retailing Home Furnishings, 1/17/77, p. 39 of Sec. 3,
Linear Time Clock.

Primary Examiner—Nelson C. Holtje
Attorney, Agent, or Firm—Russell D. Orkin

[57] **CLAIM**

The ornamental design for a clock, substantially as
shown and described.

DESCRIPTION

FIG. 1 is a front elevation of a clock showing my new
design in which the numerals are arranged in vertical
columns, the rear being substantially plain and unorna-
mented;

FIG. 2 is a perspective view of the clock in FIG. 1
showing the right side and top, the left side and bottom
being mirror images of the right side and top respec-
tively, and

FIG. 3 is a front elevation of another embodiment of my
clock in which the numerals are arranged in horizontal
rows, the rear being substantially plain and unorna-
mented, the sides being substantially identical to the top
and bottom of the clock in FIGS. 1 and 2, and the top
and bottom being substantially identical to the sides of
the clock in FIGS. 1 and 2.




FIG. 1

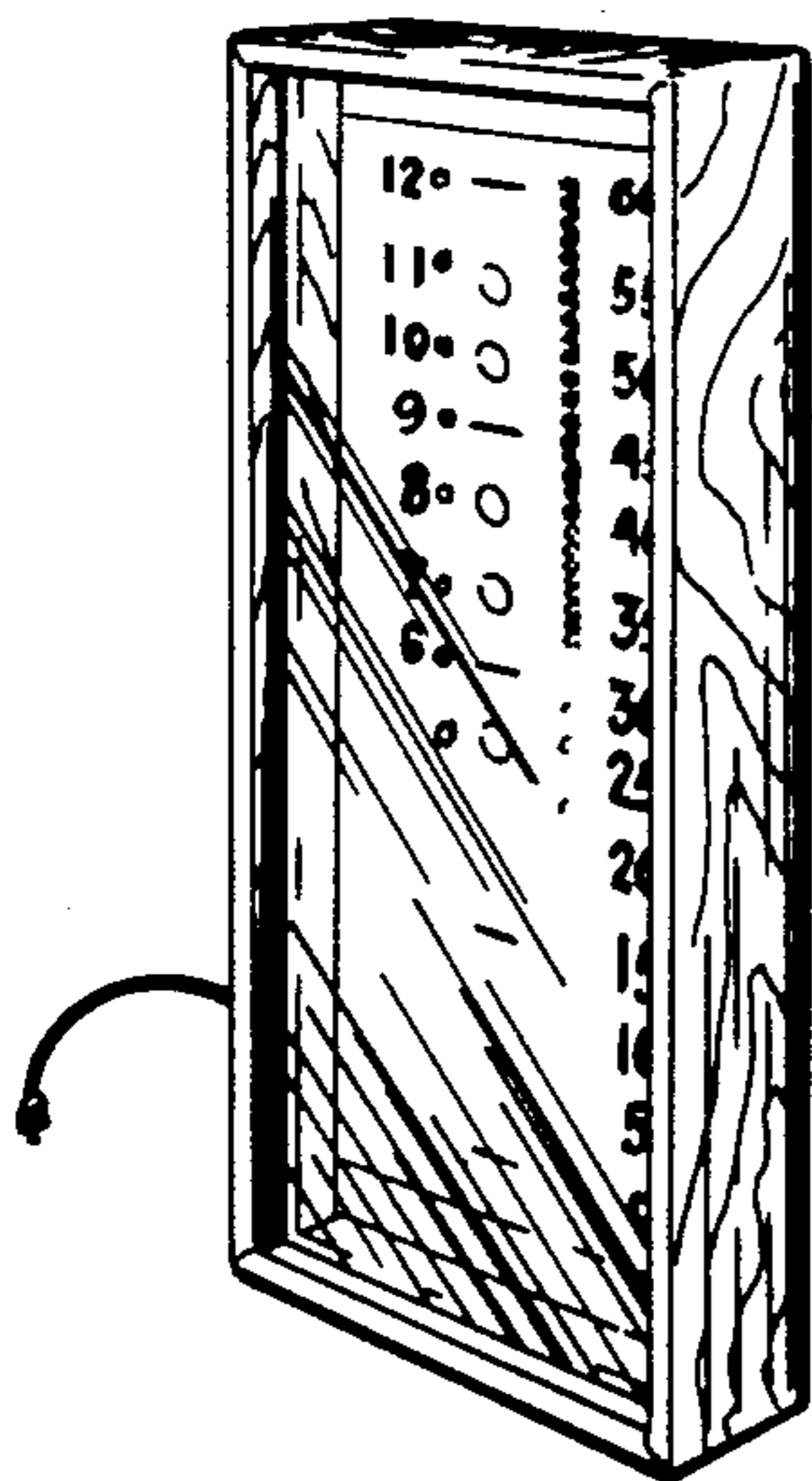



FIG. 2

FIG. 3

