

[54] PROPHYLACTIC DEVICE

[76] Inventor: Tadao Okamoto, 12-8, 1-chome, Kohinata, Bunkyo-ku, Tokyo, Japan

[**] Term: 14 Years

[21] Appl. No.: 943,122

[22] Filed: Sep. 18, 1978

[30] Foreign Application Priority Data

Jun. 20, 1978 [JP] Japan 53-25685

[51] Int. Cl. D24-04; D24-99

[52] U.S. Cl. D24/99; 128/79; 128/132 R

[58] Field of Search 128/79, 67, 294, 132 R; D24/99; 2/21; 264/DIG. 56

[56] References Cited

U.S. PATENT DOCUMENTS

| | | | | |
|------------|---------|----------------|-------|---------|
| D. 246,117 | 10/1977 | Okamoto | | D24/99 |
| D. 246,118 | 10/1977 | Okamoto | | D24/99 |
| D. 246,119 | 10/1977 | Okamoto | | D24/99 |
| 3,809,090 | 5/1974 | Povlacs et al. | | 128/294 |

FOREIGN PATENT DOCUMENTS

| | | | | |
|---------|--------|----------------------|-------|---------|
| 1807884 | 7/1969 | Fed. Rep. of Germany | | 128/294 |
|---------|--------|----------------------|-------|---------|

Primary Examiner—Bernard Ansher
Attorney, Agent, or Firm—Ralph W. Kalish

[57] CLAIM

The ornamental design for a prophylactic device, as shown.

DESCRIPTION

FIG. 1 is a side elevational view of a prophylactic device showing my new design.

FIG. 2 is a side elevational view opposite to that shown in FIG. 1;

FIG. 3 is a top plan view thereof; and

FIG. 4 is a bottom plan view thereof.


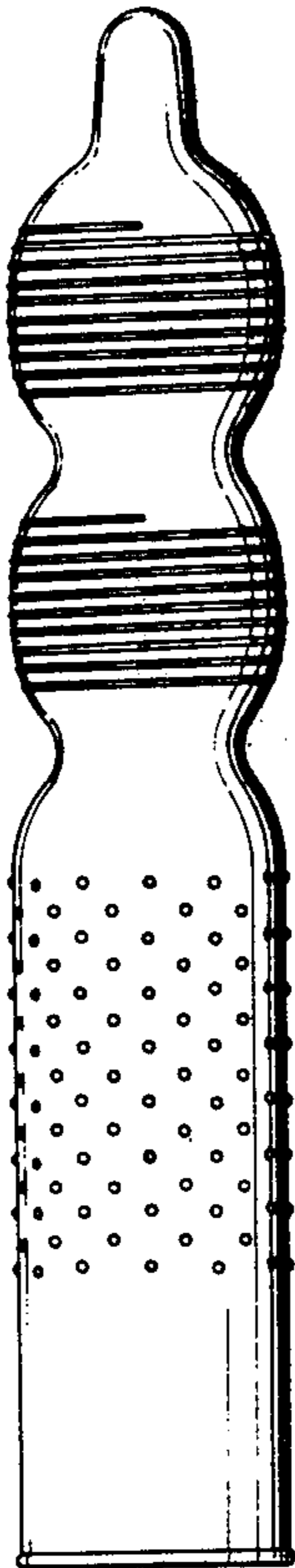


FIG.1

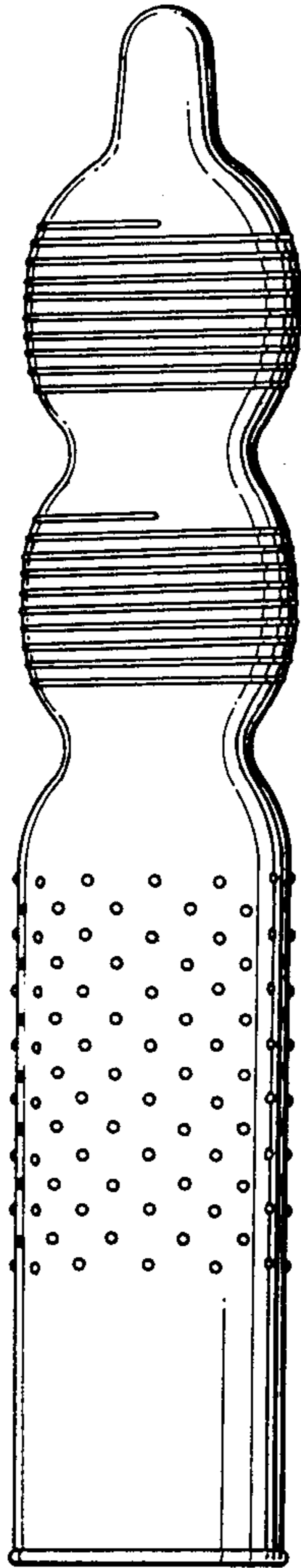


FIG.2

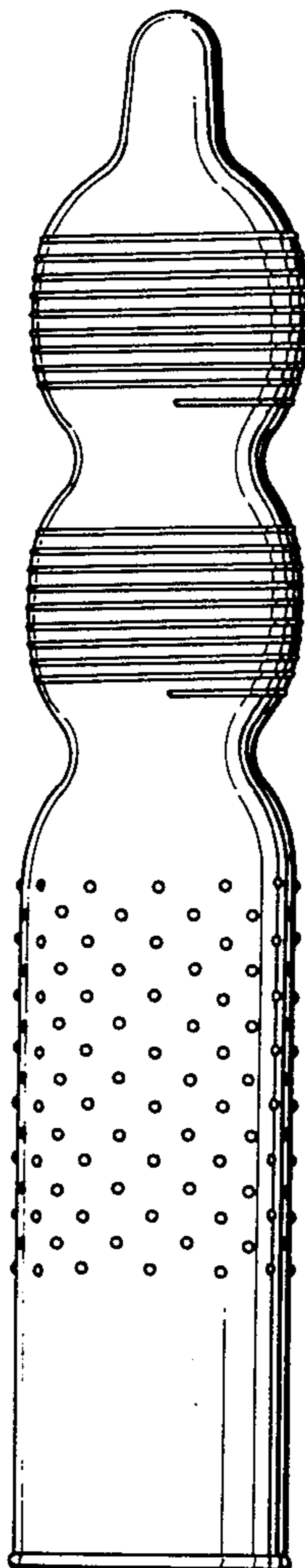


FIG.3




FIG.4

