

[54] RADIO RECEIVER

[75] Inventors: Masanori Hamada, Yao; Kikuo Ohta, both of Katano, both of Japan

[73] Assignee: Matsushita Electric Industrial Co., Ltd., Kadoma, Japan

[\*\*] Term: 14 Years

[21] Appl. No.: 806,894

[22] Filed: Jun. 15, 1977

[30] Foreign Application Priority Data

Dec. 17, 1976 [JP] Japan ..... 51-49313

[51] Int. Cl. .... D14-03

[52] U.S. Cl. .... D14/70

[58] Field of Search ..... D14/1, 2, 5, 6, 20, D14/23, 24, 30, 33, 68, 70-77, 95, 99

[56]

References Cited

U.S. PATENT DOCUMENTS

D. 244,227	5/1977	Kushida .....	D14/75 X
D. 245,037	7/1977	Ebata et al. ....	D14/6 X
D. 248,230	6/1978	Katoh .....	D14/6 X
2,122,328	6/1938	Schnell .....	D14/75 X

Primary Examiner—Joel Stearman  
Assistant Examiner—Jane E. Corrigan  
Attorney, Agent, or Firm—Richard C. Sughrue

[57]

CLAIM

The ornamental design for a radio receiver, as shown.

DESCRIPTION

FIG. 1 is a front, top and right side perspective view of a radio receiver showing my new design;  
FIG. 2 is a rear, bottom and left side perspective view;  
and  
FIG. 3 is a top plan view.




FIG. 1




FIG. 2

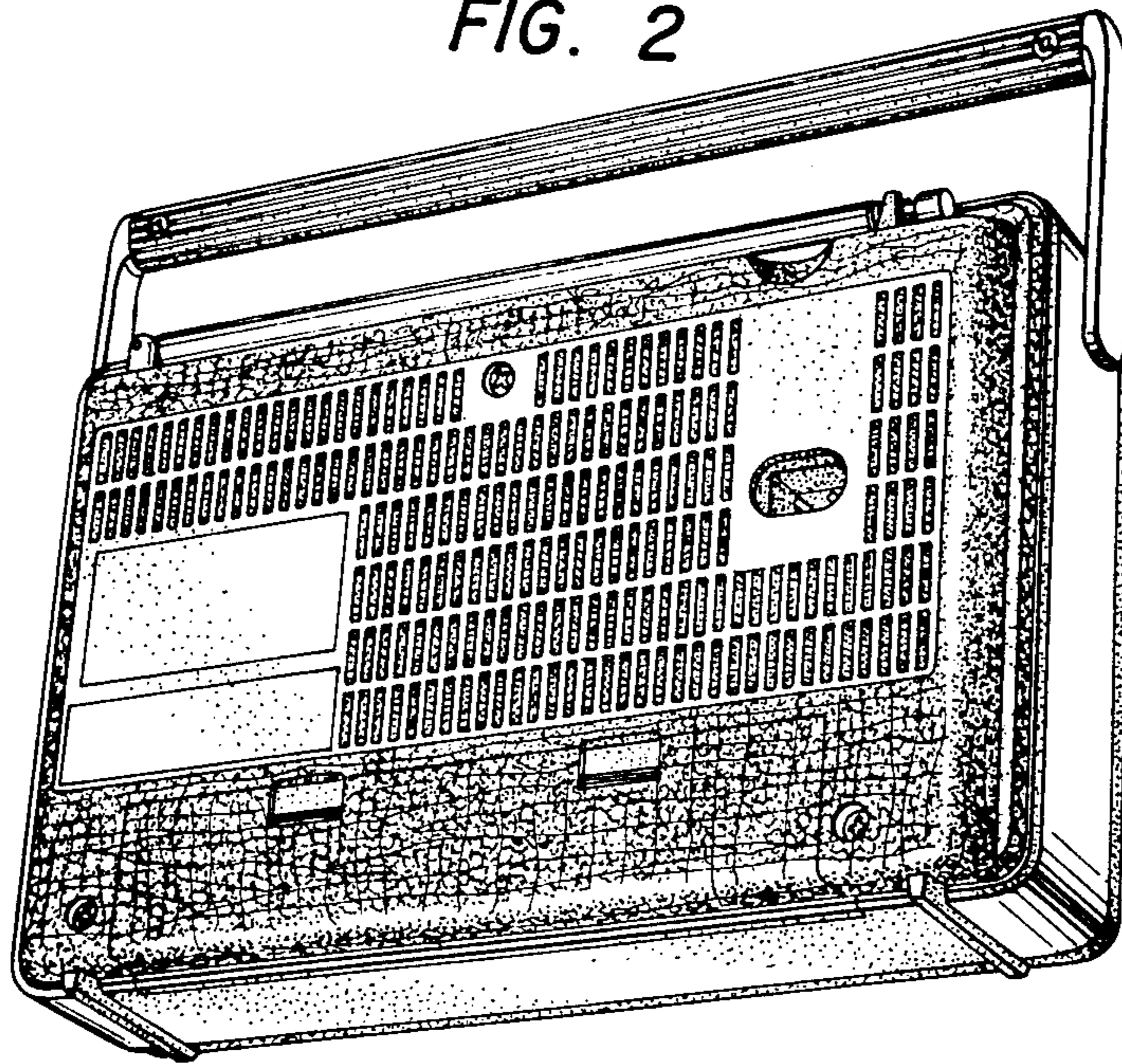


FIG. 3

