

[54] **COMBINED HANGING HOLDER AND CARRIER FOR BATH AND TOILET ARTICLES**

[76] Inventor: **Ann Faust**, 614 E. 33rd Pl., Chicago, Ill. 60616

[**] Term: **14 Years**

[21] Appl. No.: **793,849**

[22] Filed: **May 4, 1977**

[51] Int. Cl. **D6-04; D3-01**

[52] U.S. Cl. **D3/39; D6/86; D6/91; D6/104**

[58] Field of Search **D6/86, 114, 127, 157, D6/104, 91; D87/5 R, 5 C, 1 R; 190/6, 7; 206/581; 224/26 R; 312/244, 293**

[56] **References Cited**

U.S. PATENT DOCUMENTS

D. 235,232	5/1975	Rickenbaker	D87/5 C
2,290,307	7/1942	Wicker	312/293
2,335,898	12/1943	Arnold	D87/5 C
2,557,218	6/1951	Ewell	312/244
2,937,680	5/1960	Dumas	206/581
3,876,271	4/1975	Skirlock	312/244

Primary Examiner—Wallace R. Burke
Assistant Examiner—B. J. Bullock
Attorney, Agent, or Firm—D. Paul Weaver

[57] **CLAIM**

The ornamental design for a combined hanging holder and carrier for bath and toilet articles, substantially as shown and described.

DESCRIPTION

FIG. 1 is a reduced perspective view of a combined hanging holder and carrier for bath and toilet articles, showing my new design, the cross line shading on the flexible handle is intended to represent conventional fabric and extends on both sides of the handle;
 FIG. 2 is a reduced rear elevational view thereof the broken line showing of the hook is for illustrative purposes only, the flexible and rigid handles being shown in an alternative position;
 FIG. 3 is a front elevational view thereof, with the doors open, the flexible handle having been omitted for ease of illustration;
 FIG. 4 is a sectional view taken in the direction of the arrows on line 4—4 of FIG. 3, the flexible handle being omitted for ease of illustration;
 FIG. 5 is a sectional view on line 5—5 of FIG. 1, the flexible handle again omitted for ease of illustration.

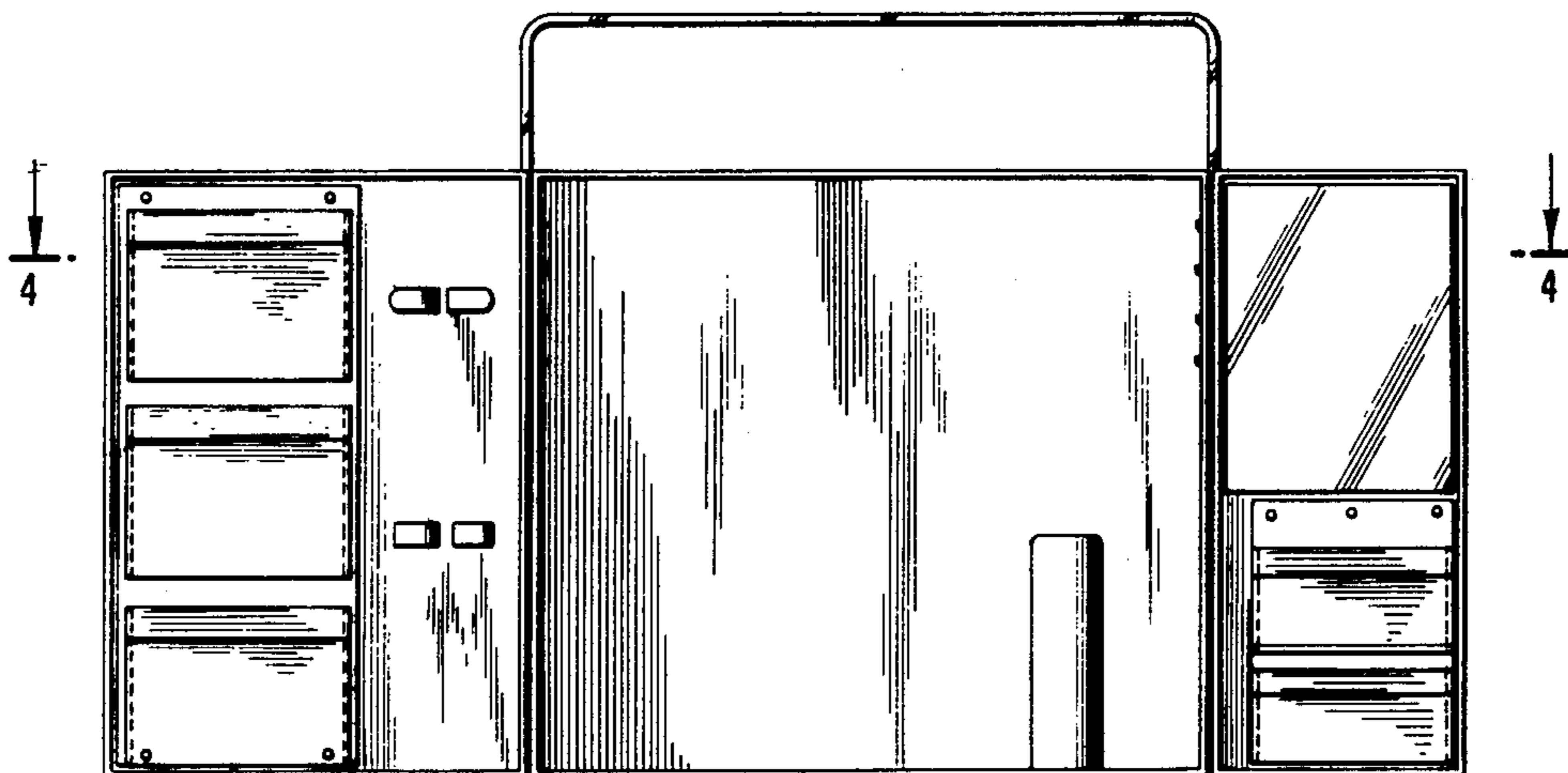
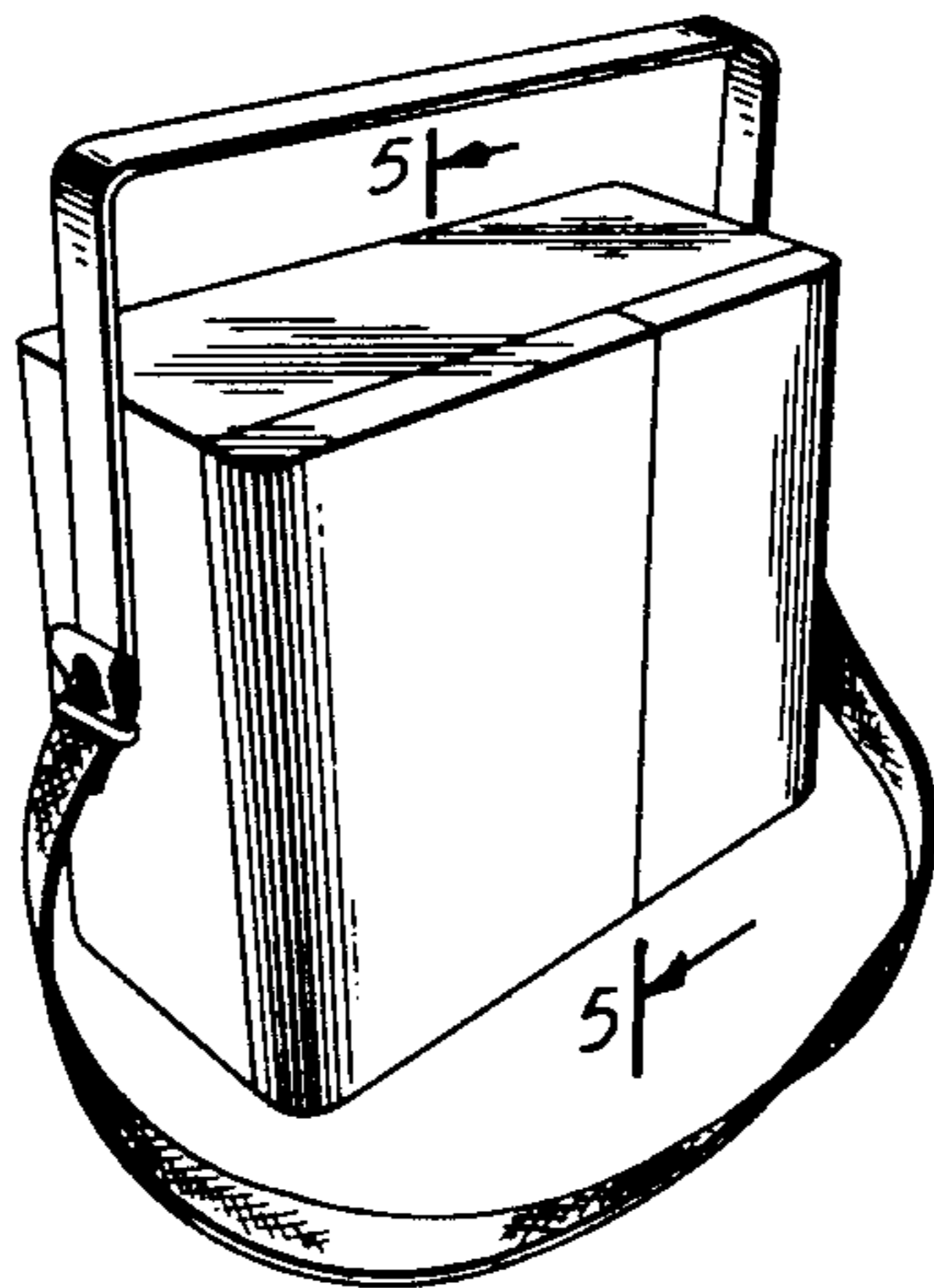


Fig. 1

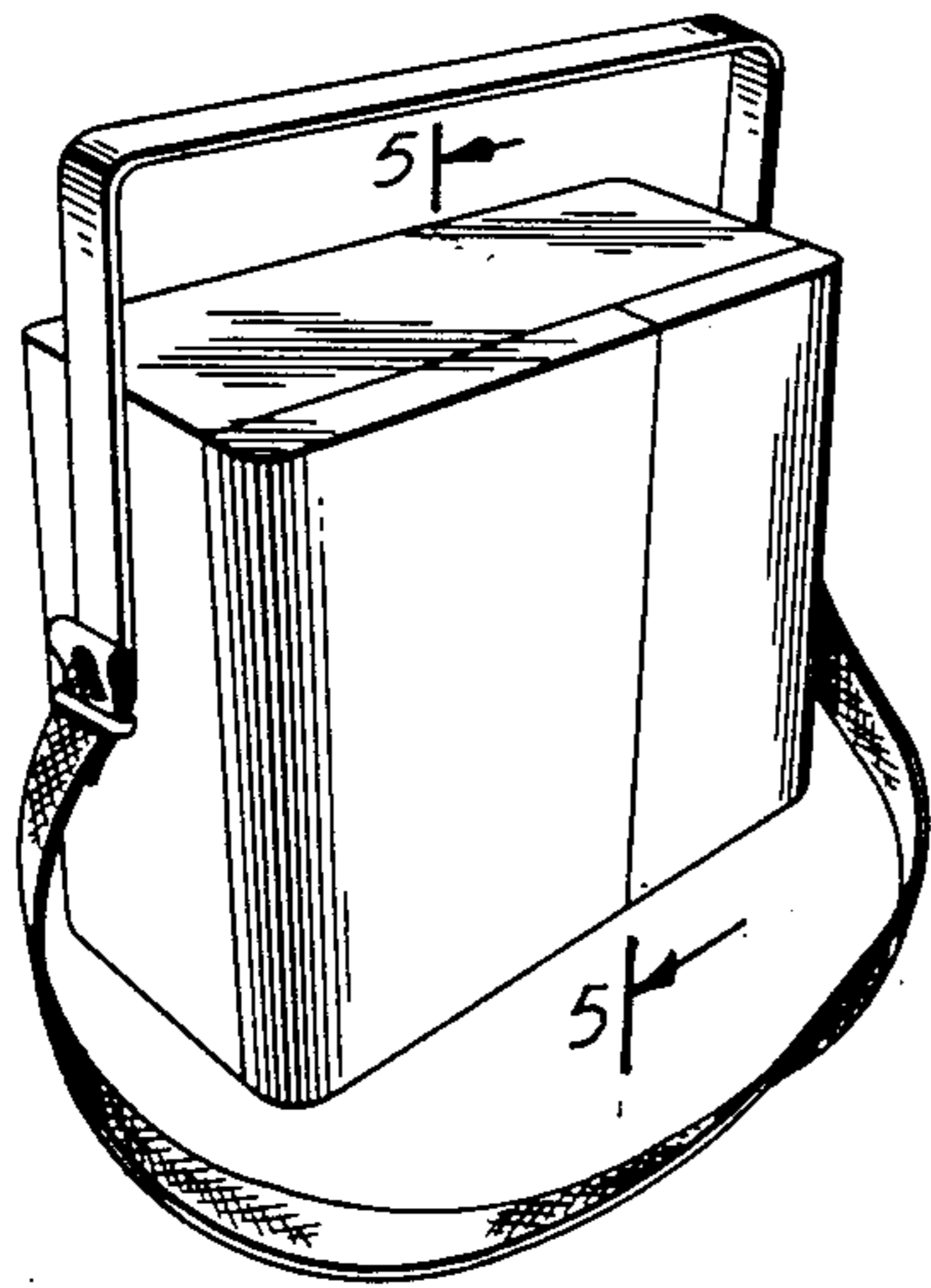
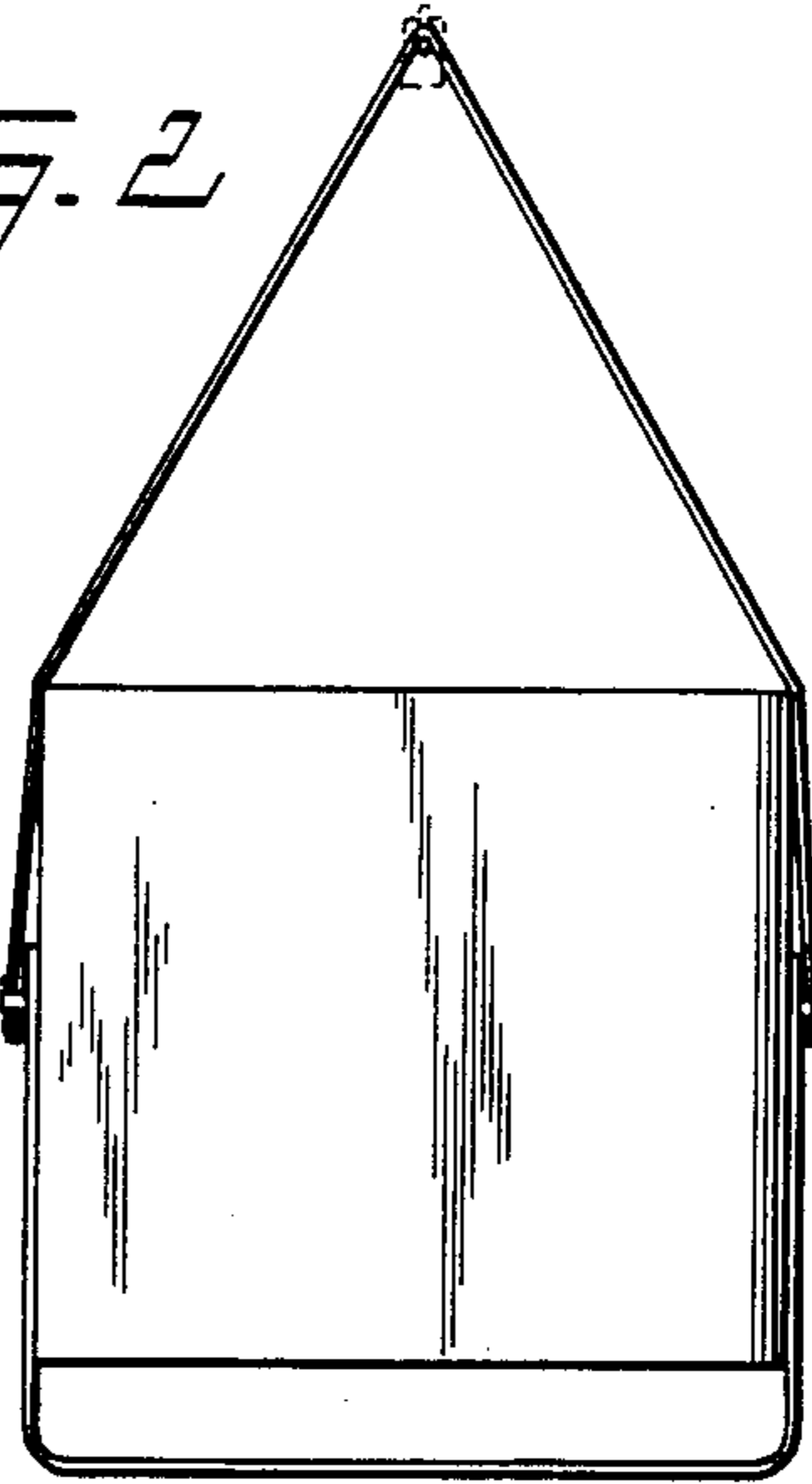


Fig. 2



4



4

Fig. 3

Fig. 5




Fig. 4

