

[54] **SHOWER STALL FOR THE HANDICAPPED**

[75] Inventor: **Larry I. Fairchild**, New Wilmington, Pa.

[73] Assignee: **Universal-Rundle Corporation**, New Castle, Pa.

[**] Term: **14 Years**

[21] Appl. No.: **928,003**

[22] Filed: **Jul. 26, 1978**

[51] Int. Cl. **D23-02**

[52] U.S. Cl. **D23/57**

[58] Field of Search **D23/48-50, D23/55-57, 69; D24/38; 4/2, 4, 5, 146, 145, 148, 149, 161, 162, 173, 175, 178, 180, 185 R, 185 S**

[56] **References Cited**

U.S. PATENT DOCUMENTS

D. 219,513	12/1970	Skyhawk	D23/57
D. 228,067	8/1973	Humphries	D23/49
D. 230,022	1/1974	Lofgren	D23/57
D. 230,852	3/1974	Cousins	D23/57

D. 239,626	4/1976	Verlet	D23/57
D. 241,141	8/1976	Steele	D23/57
2,043,540	6/1936	Hazeltino	D23/57

Primary Examiner—James R. Largen
Attorney, Agent, or Firm—Nathan N. Kraus

[57] **CLAIM**

The ornamental design for a shower stall for the handicapped, as shown and described.

DESCRIPTION

FIG. 1 is a front perspective view of the shower stall for the handicapped, showing my new design;
FIG. 2 is a top plan view thereof;
FIG. 3 is a cross sectional view taken on line 3—3 of FIG. 2, the ramp being broken away for ease of illustration;
FIG. 4 is a front elevational view thereof, the ramp being omitted therefrom;
FIG. 5 is a cross sectional view taken on line 5—5 of FIG. 2; and
FIG. 6 is an enlarged cross sectional view taken on line 6—6 or FIG. 1.
The broken line representation of grab bars in FIGS. 1 through 5 is for purpose of illustration only.





Fig. 1.



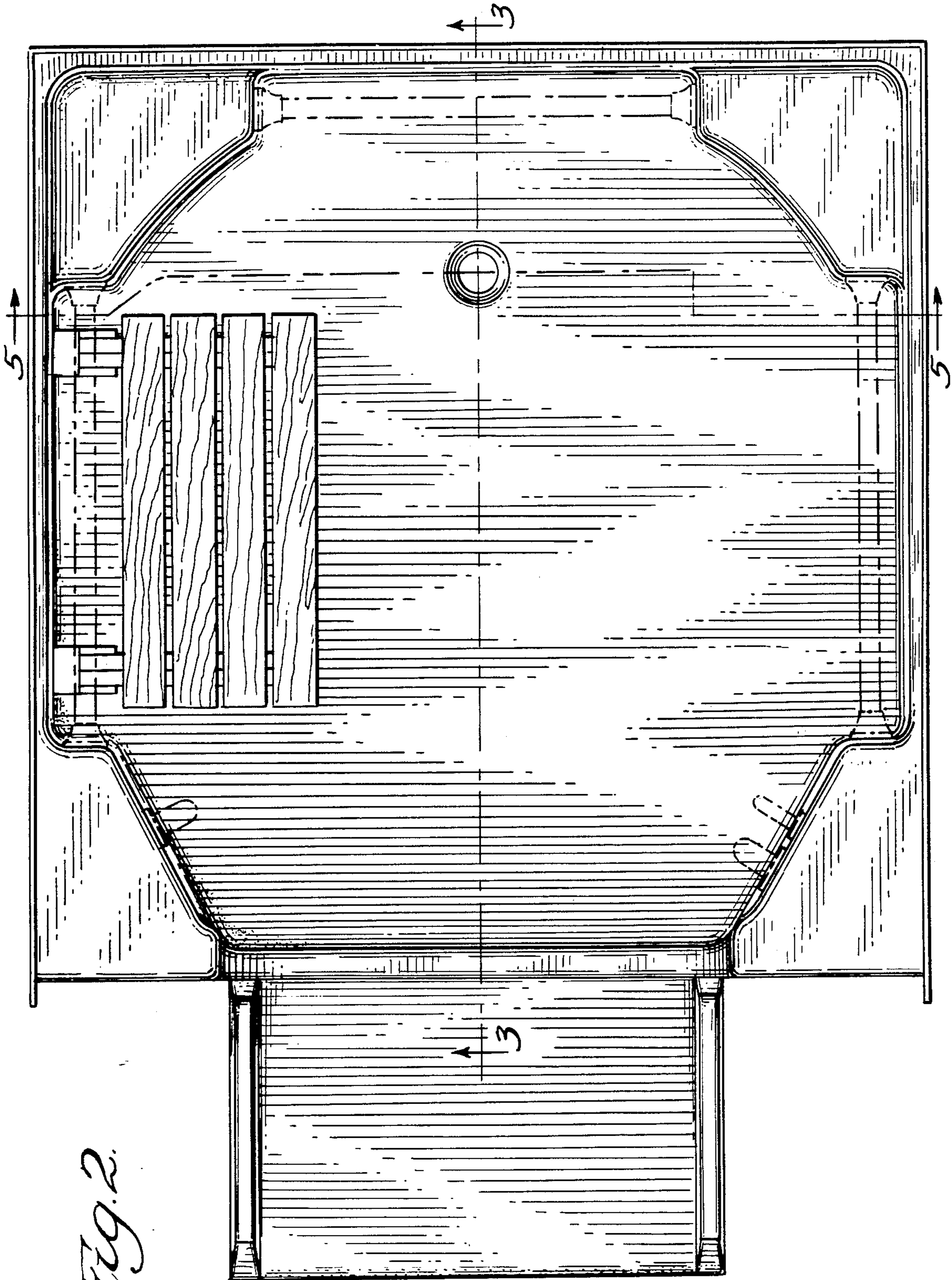


Fig. 2.

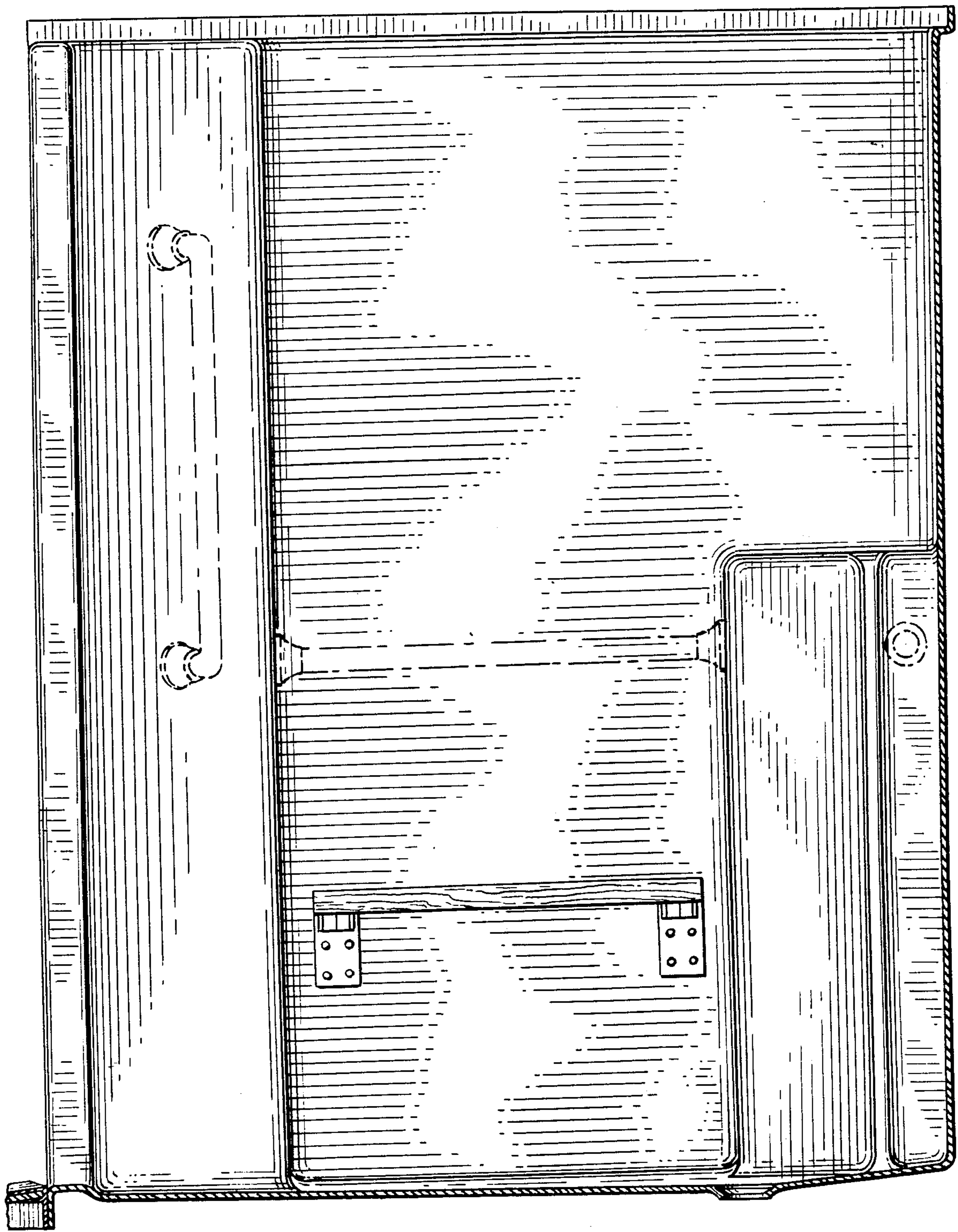


Fig. 3.

Fig. 4.

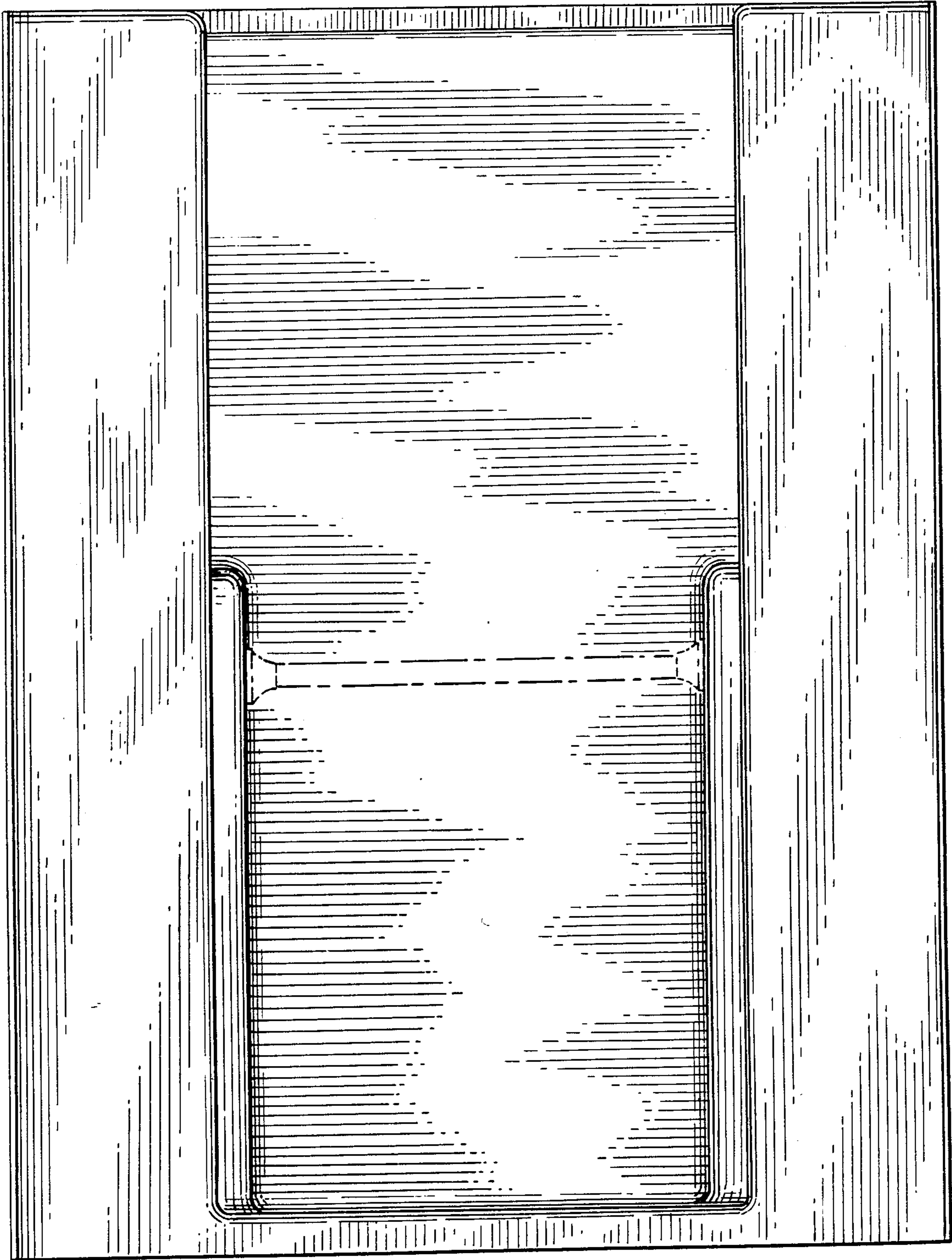



Fig. 5.



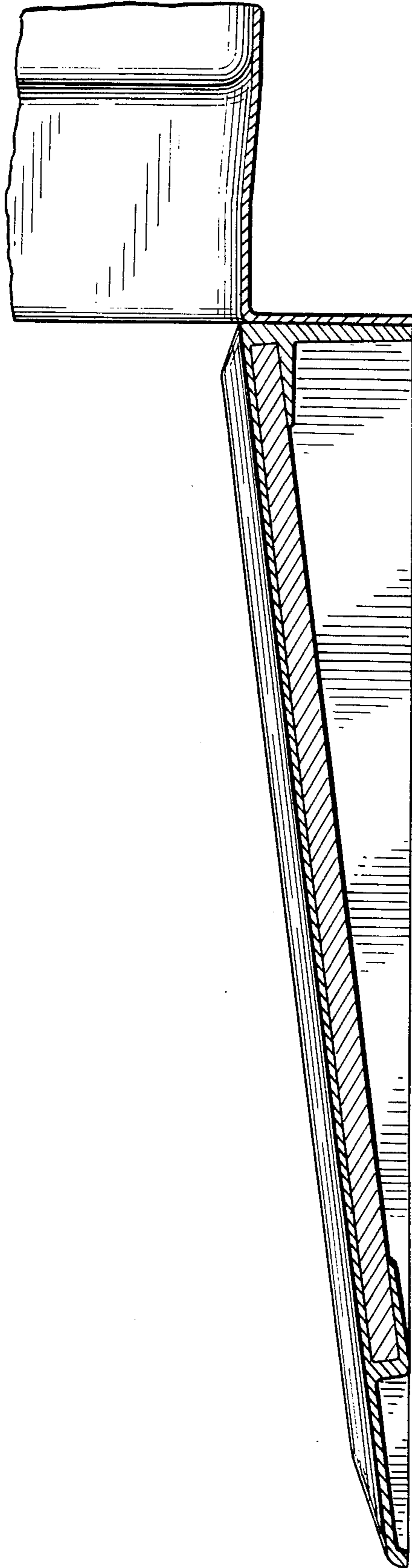


Fig. 6.