

[54] **COMBINED CONTAINER FOR CANDY OR THE LIKE AND TOY BUILDING BLOCK**

3,374,917	3/1968	Troy	220/23.4
3,546,807	12/1970	Howe	46/23
3,597,875	8/1971	Christiansen	46/25
3,717,948	2/1973	Schnabel	46/25

[75] Inventor: **Peter K. Bayly**, Eltham North, Australia

[73] Assignee: **Nicholas Proprietary Limited**

[\*\*] Term: **14 Years**

[21] Appl. No.: **801,360**

[22] Filed: **May 27, 1977**

[30] **Foreign Application Priority Data**

Dec. 2, 1976 [AU] Australia ..... 70773/76

[51] Int. Cl. .... **D9—01**

[52] U.S. Cl. .... **D9/10; D9/71; D21/108**

[58] Field of Search ..... **D34/15 GG; 46/23-30; D9/12, 18, 222, 59, 71, 237-240; 215/1 R, 1 C, 10; 220/4 R, 4 C, 6, 23.83, 23.2, 23.4, 23.6, 23.8**

[56] **References Cited**

**U.S. PATENT DOCUMENTS**

D. 244,992	7/1977	Van der Veken	D34/15 GG X
2,631,747	3/1953	Stolte	215/10
3,005,282	10/1961	Christiansen	46/25
3,034,254	5/1962	Christiansen	46/25
3,194,426	7/1965	Brown, Jr.	220/23.4

*Primary Examiner*—Robert C. Spangler  
*Attorney, Agent, or Firm*—M. A. Burmeister

[57] **CLAIM**

The ornamental design for a combined container for candy or the like and toy building block, substantially as shown and described.

**DESCRIPTION**

FIG. 1 is a front elevational view of a combined container for candy or the like and toy building block showing my new design;  
FIG. 2 is a top plan view;  
FIG. 3 is a bottom plan view;  
FIG. 4 is an elevational view looking from the left to FIG. 1;  
FIG. 5 is an elevational view looking from the right of FIG. 1;  
FIG. 6 is a sectional view taken on the line 6—6 of FIG. 2; and  
FIG. 7 is a sectional view taken on the line 7—7 of FIG. 1.  
The rear view is a mirror image of the front view seen in FIG. 1.

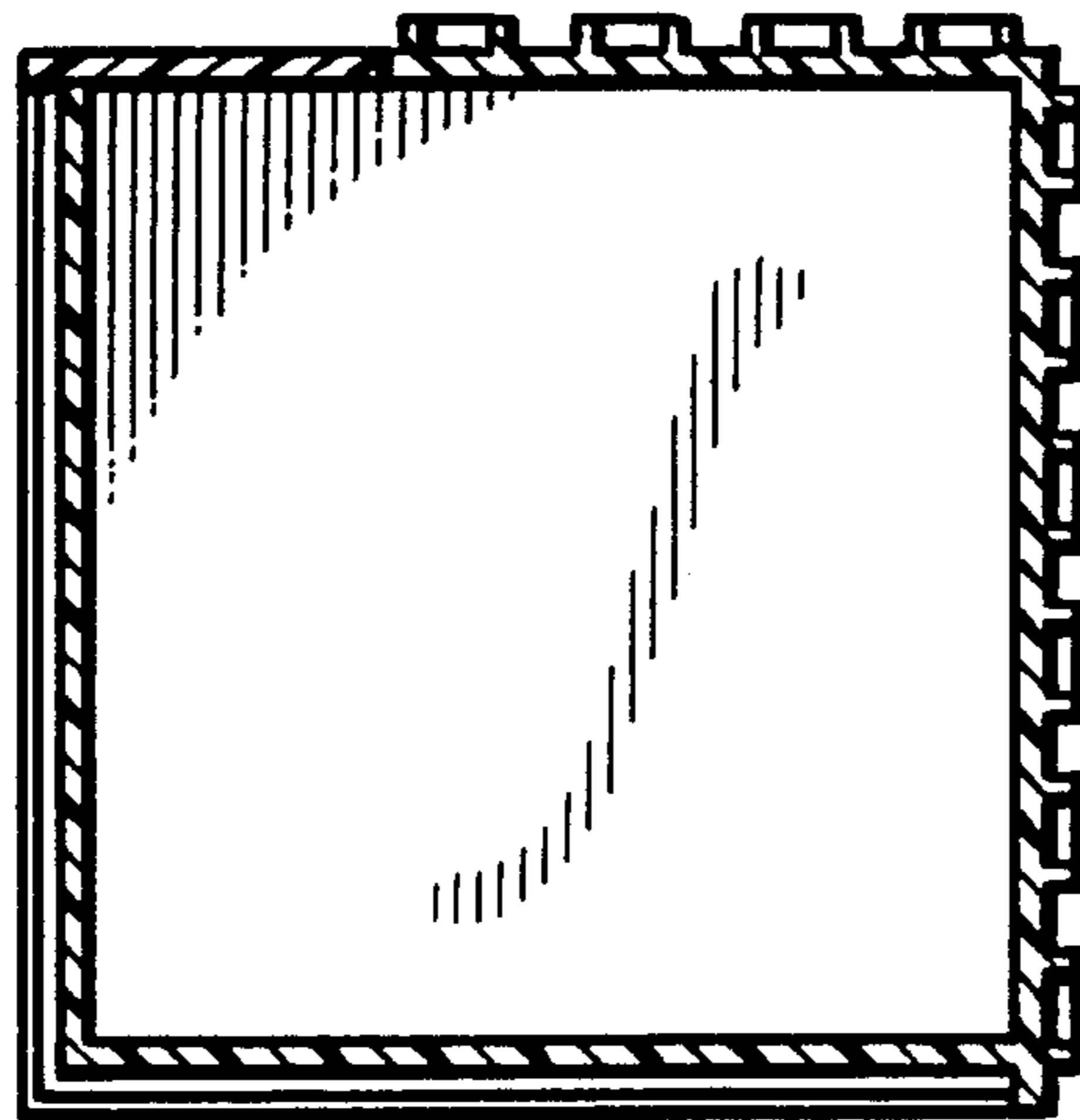




FIG. 4.

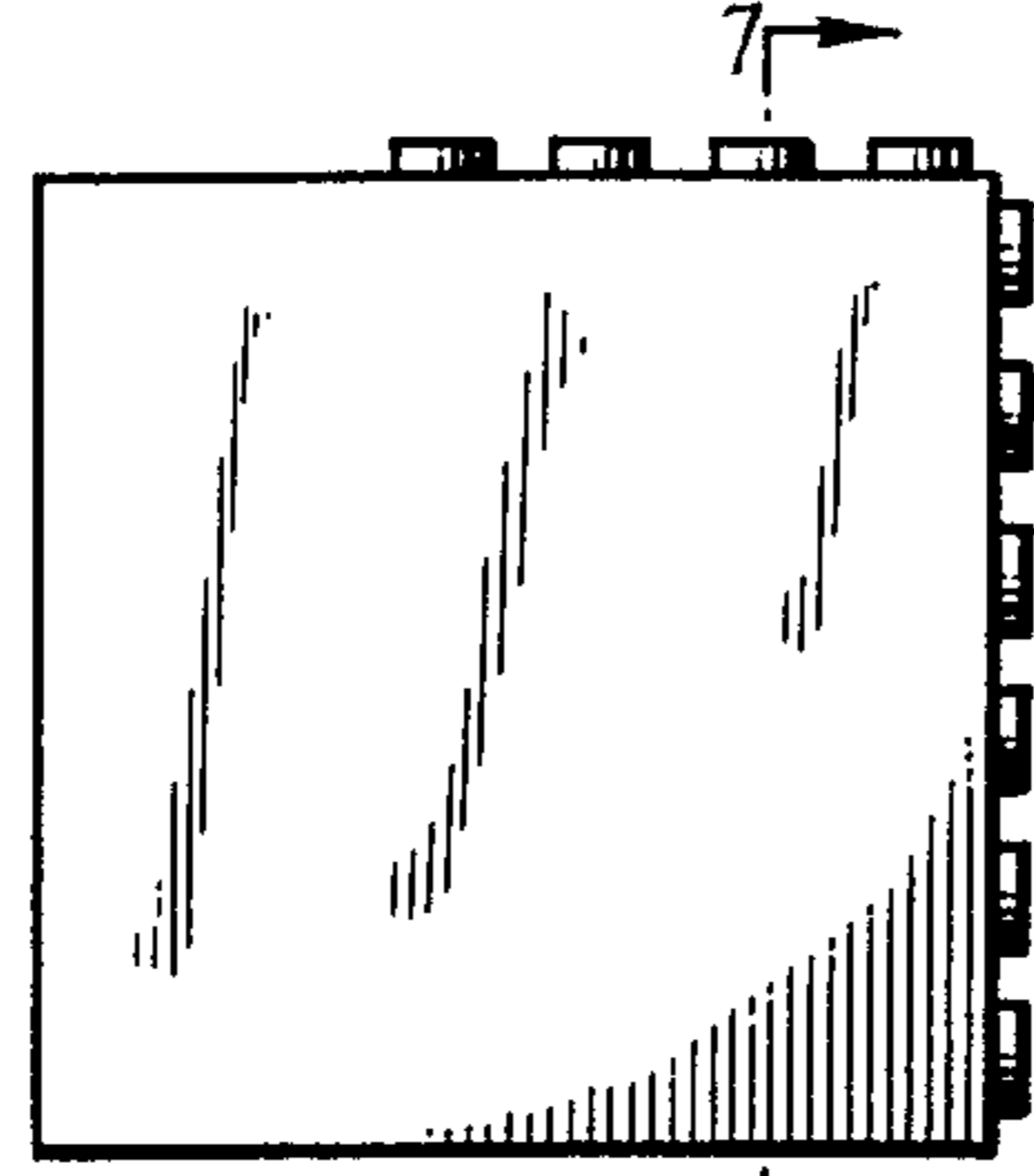


FIG. 1.

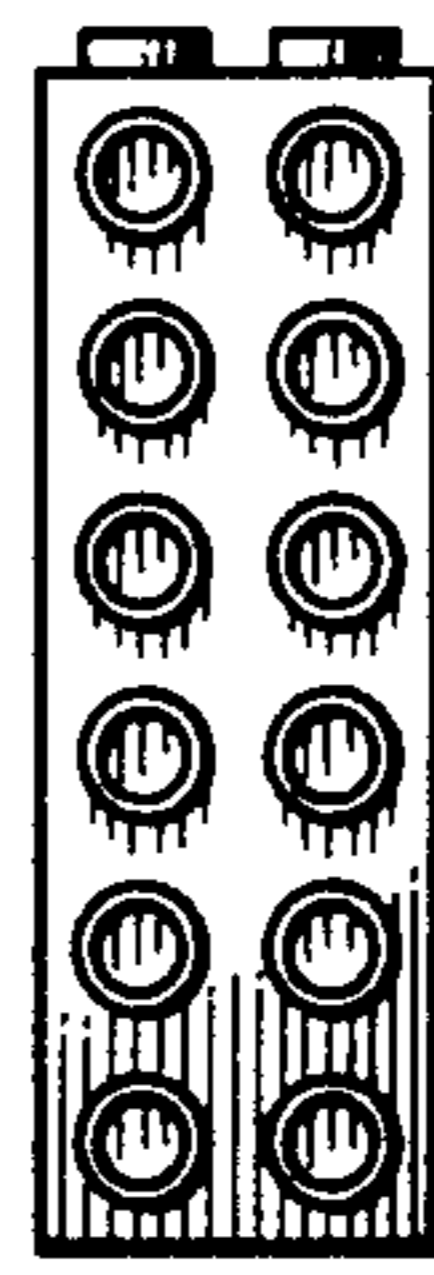


FIG. 5.

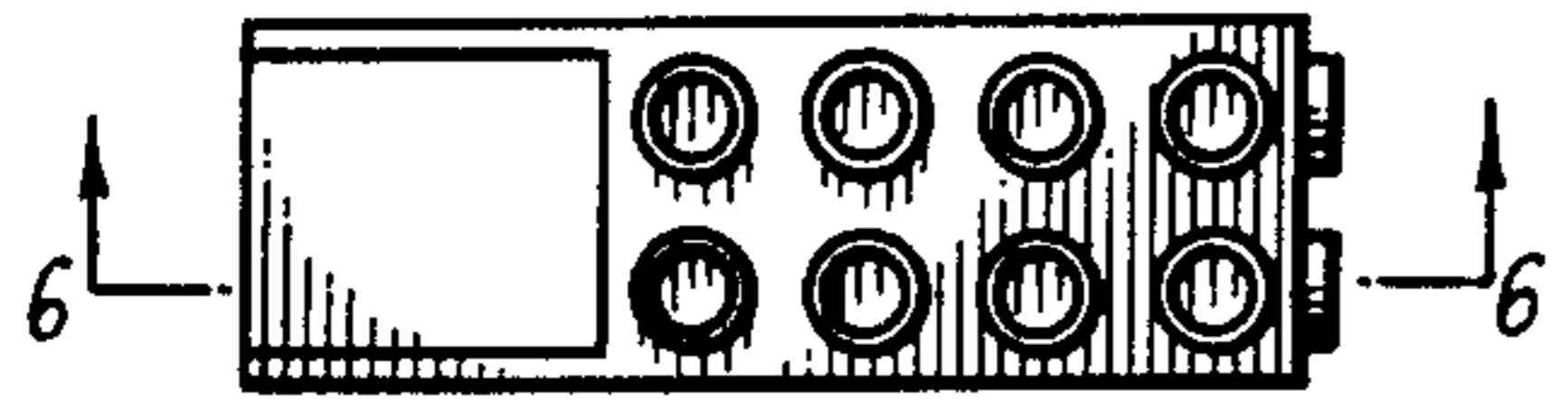


FIG. 2.




FIG. 3.

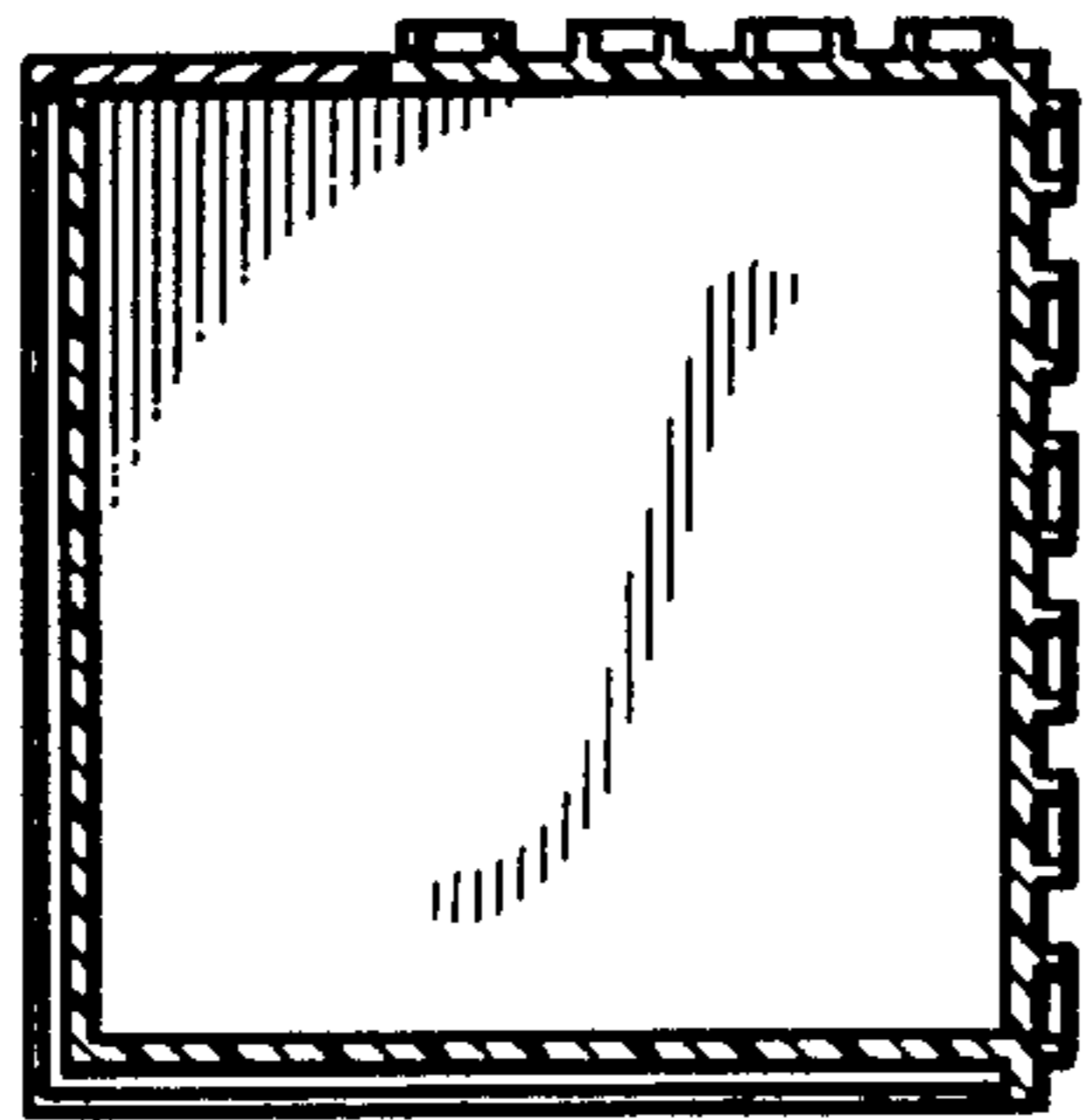


FIG. 6.



FIG. 7.