

[54] VALVE COVER FOR AN ENGINE

[75] Inventors: **Ralph R. Bellino**, Cleveland, Ohio; **John B. Foster**, Los Altos; **James R. Powers**, Los Angeles, both of Calif.

[73] Assignee: **W. R. Grace & Co.**

[**] Term: **14 Years**

[21] Appl. No.: **806,646**

[22] Filed: **Jun. 15, 1977**

[51] Int. Cl. **D15-01**

[52] U.S. Cl. **D15/5**

[58] Field of Search **D15/5; 123/90.38, 90.37, 123/90.27, 195 C, 198 E**

[56] **References Cited**
PUBLICATIONS

J. C. Whitney Catalog No. 355B, P61, Black Krinkle Cast Aluminum Valve Cover, center of page.

J. C. Whitney Catalog No. 355B, P61, Rocker Arm Cover, third box up from bottom center of page.

1975 Honest Charley & Mr. Cycle Catalog, P31, Valve Cover, top of page.

Primary Examiner—James M. Gandy
Attorney, Agent, or Firm—William Kovensky

[57] **CLAIM**

The ornamental design for a valve cover for an engine, as shown and described.

DESCRIPTION

FIG. 1 is a top plan view of a valve cover for an engine showing our new design;


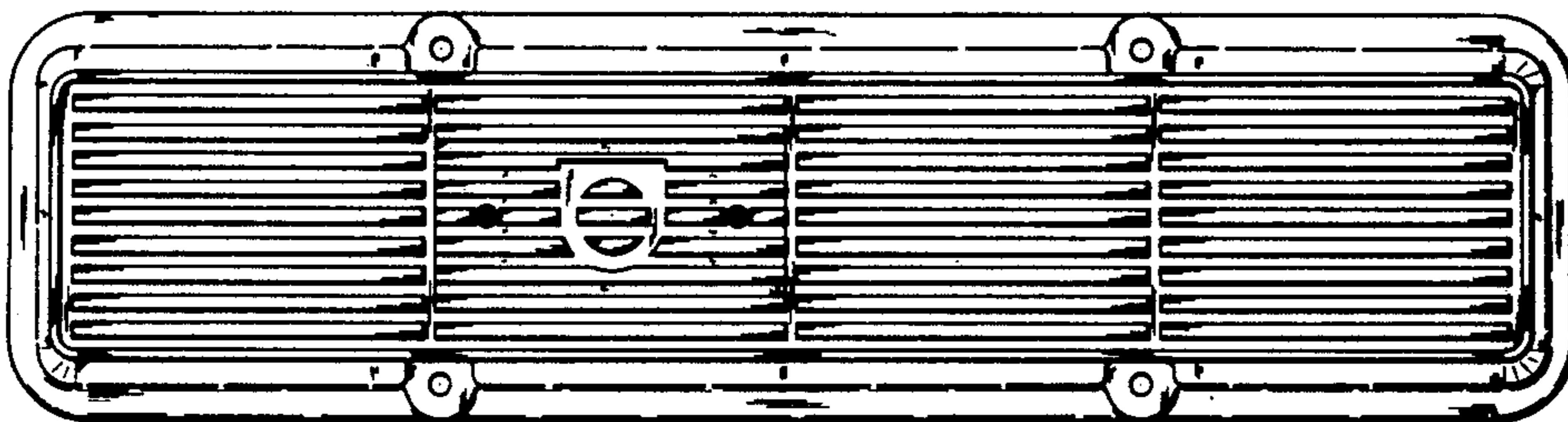
FIG. 2 is a side elevational view of FIG. 1, the opposite side being a mirror image thereof;

FIG. 3 is a partial top plan view of a valve cover for an engine showing a second embodiment of our new design, the sole difference being in the addition of a modified breather apparatus;

FIG. 4 is a side elevational view of FIG. 3, the opposite side being a mirror image thereof; and

FIG. 5 is an end elevational view of FIG. 3, the opposite end being a mirror image thereof.

The ends of the valve cover for an engine shown in FIGS. 1 and 2 are substantially the same as the end shown in FIG. 5 except for the omission of the modified breather apparatus.






Fig. 1




Fig. 2

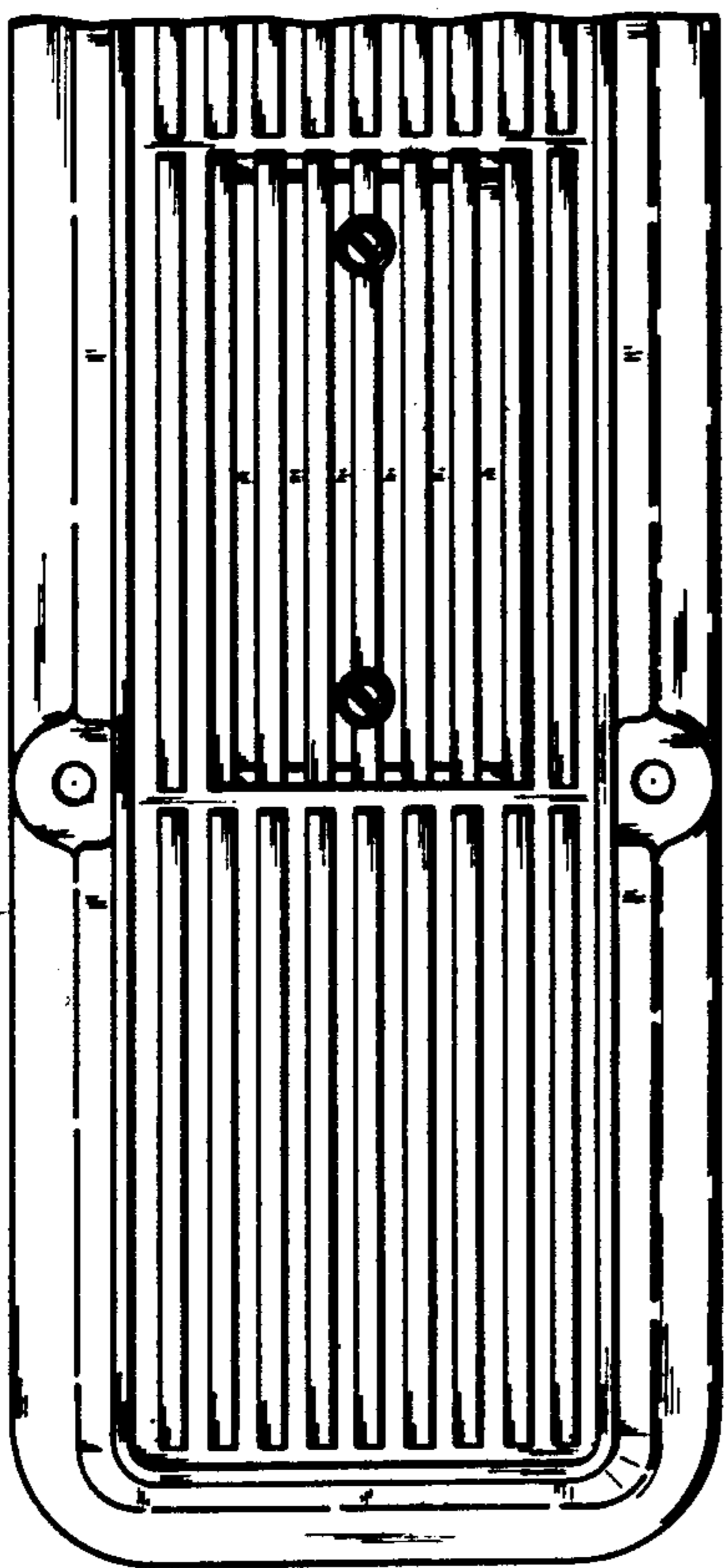


Fig. 3

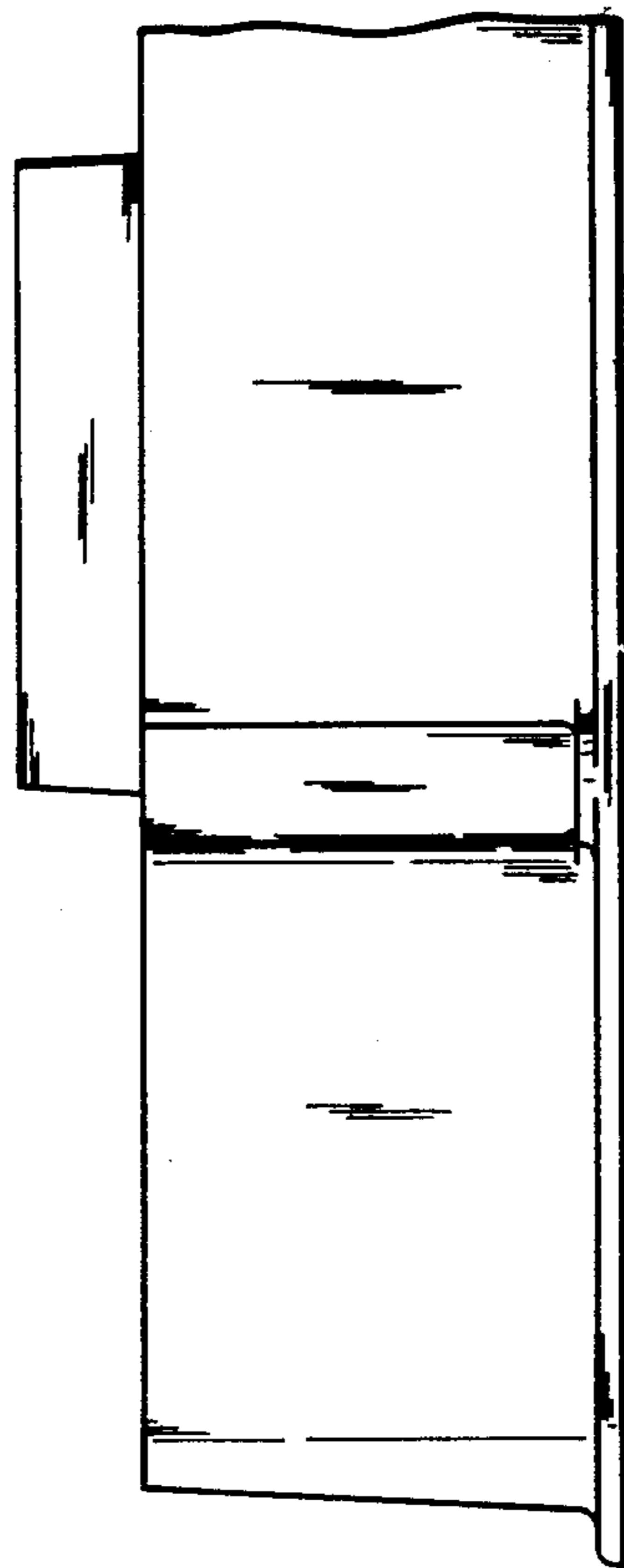


Fig. 4




Fig. 5