

[54] COMBINED PISTOL RIB AND SIGHT

[76] Inventor: Robert Korzeniewski, 115 N. Live Oak St., Carthage, Tex. 75633

[\*\*] Term: 14 Years

[21] Appl. No.: 830,896

[22] Filed: Sep. 6, 1977

[51] Int. Cl. .... D22-01

[52] U.S. Cl. .... D22/8

[58] Field of Search ..... 42/15; 33/233, 241, 33/242, 243, 244, 260, 252, 254, 257, 258; D22/6, 7, 8

[56] References Cited

U.S. PATENT DOCUMENTS

D. 232,232 7/1974 Korzeniewski ..... D22/8  
3,984,917 10/1976 Korzeniewski ..... 42/1 S

Primary Examiner—A. Hugo Word  
Attorney, Agent, or Firm—Dale R. Small

[57] CLAIM

The ornamental design for a combined pistol rib and sight, substantially as shown and described.

DESCRIPTION

FIG. 1 is an exploded perspective view of the top, front end and one side of the upper and lower portions of the combined pistol rib and sight;

FIG. 2 is a side elevation view of the combined pistol rib and sight;

FIG. 3 is a top view of the combined pistol rib and sight;

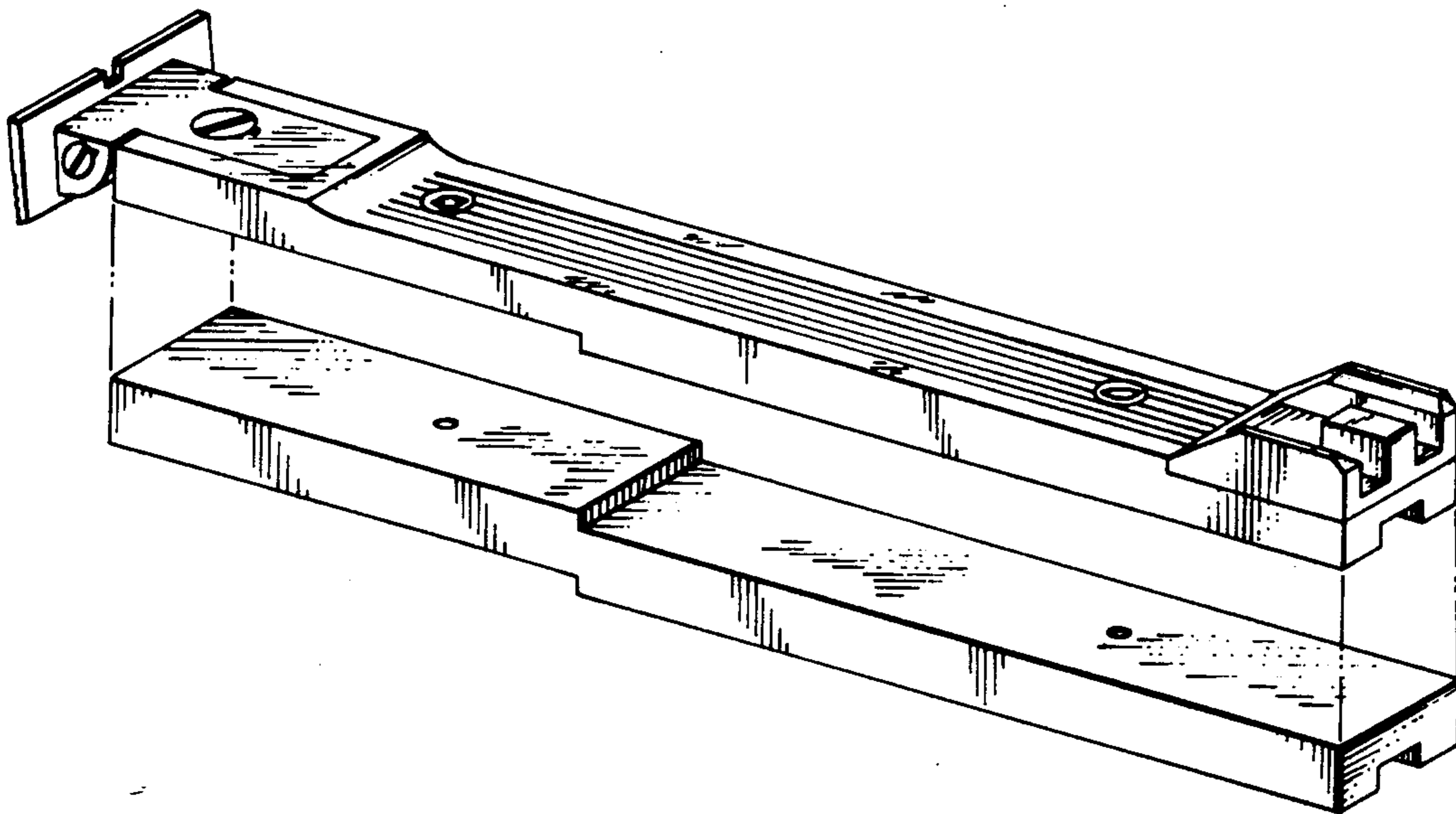
FIG. 4 is a view of the back end of the combined pistol rib and sight;

FIG. 5 is a view of the front end of the combined pistol rib and sight;

FIG. 6 is a view of the bottom of the combined pistol rib and sight;

FIG. 7 is a view of the bottom of the upper portion of the combined pistol rib and sight.

The other side of the combined pistol rib and sight is a mirror image of the side shown in FIGS. 1 and 2.



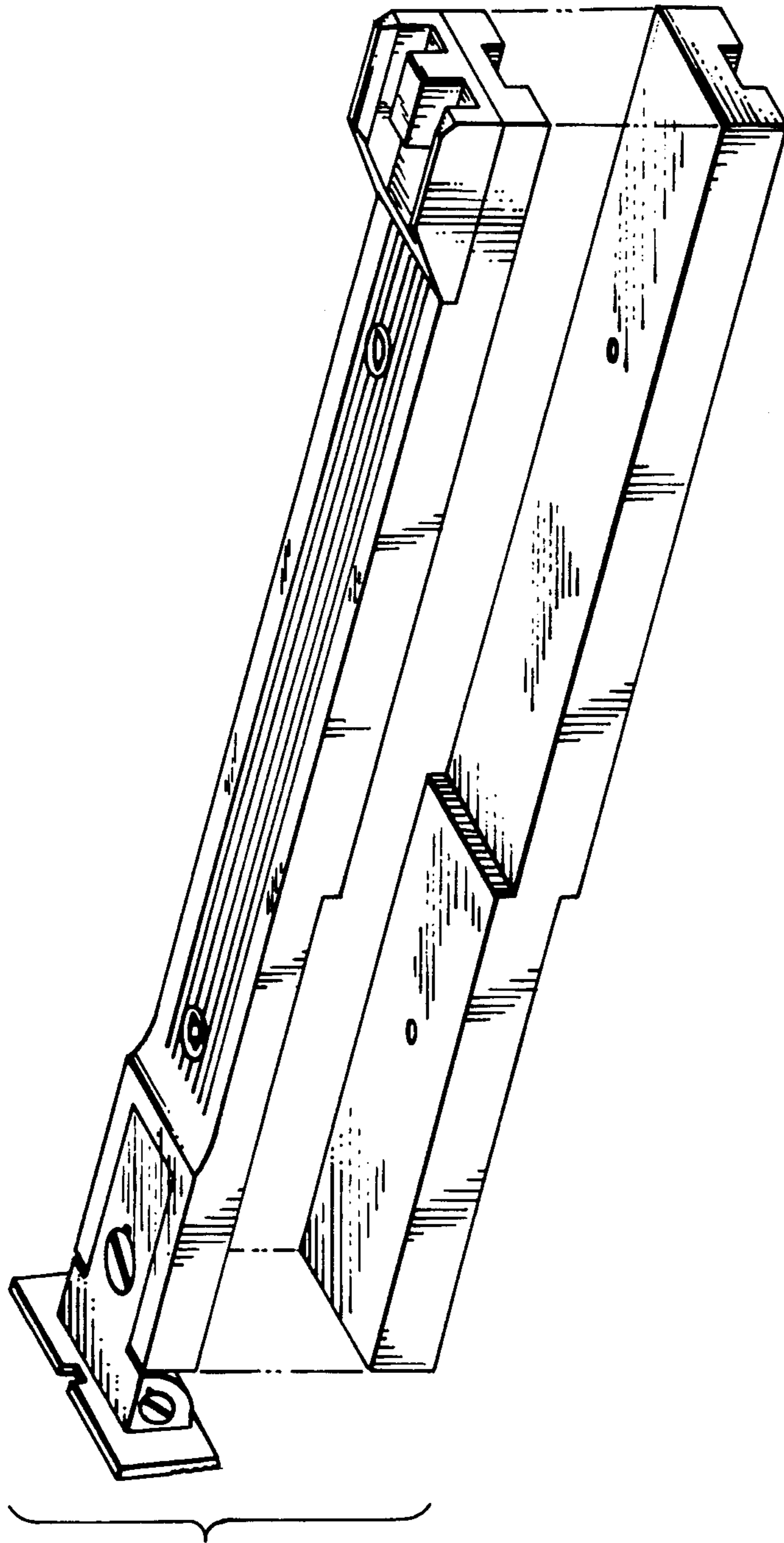


FIG. 1

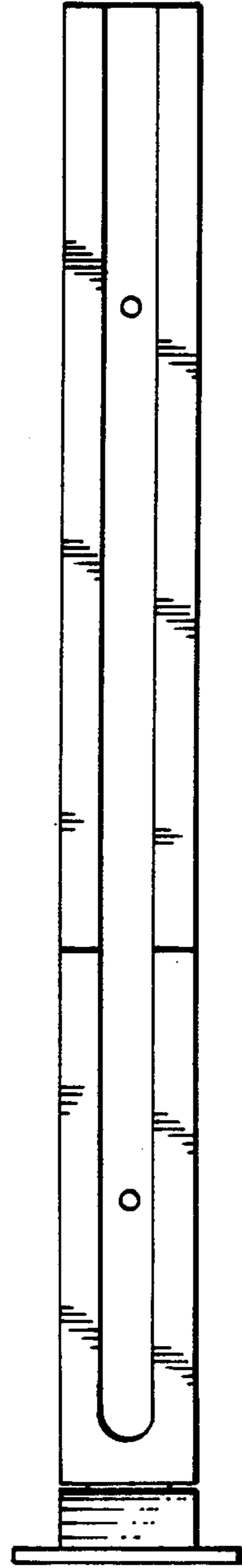


FIG. 7

FIG. 3




FIG. 2



FIG. 4

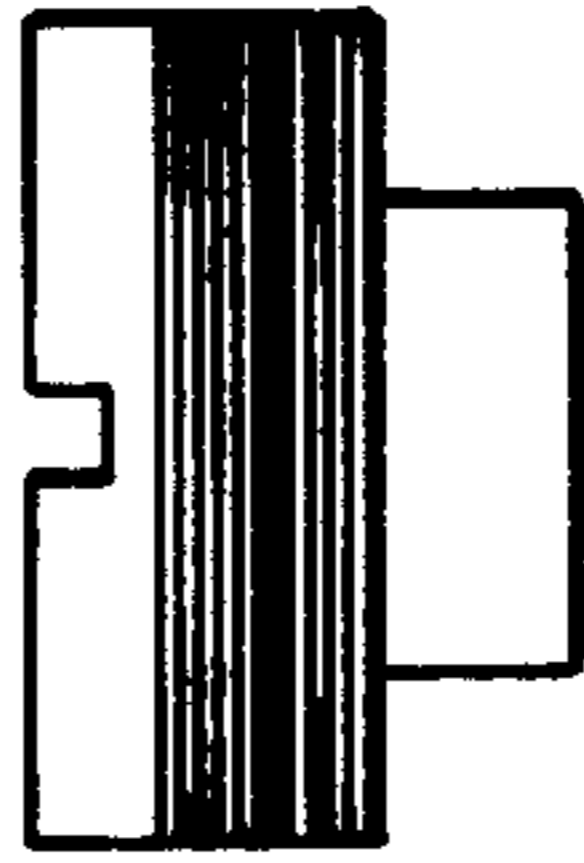


FIG. 5

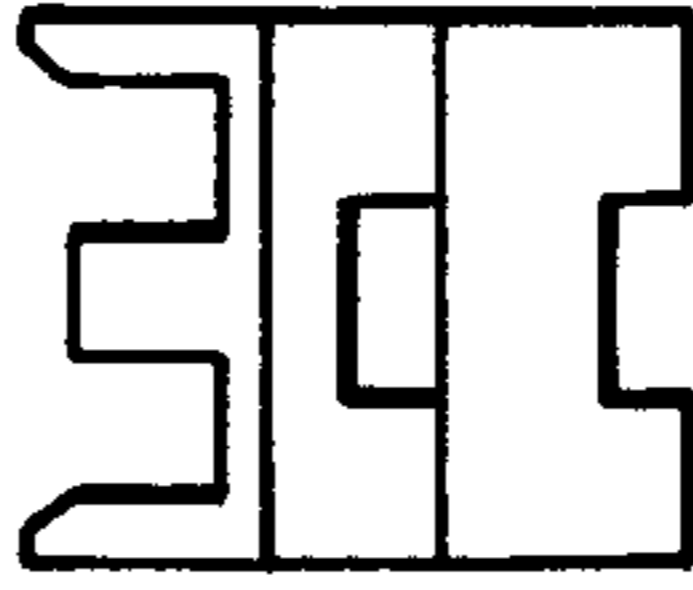


FIG. 6

