

[54] VIDEO GAME CARTRIDGE ASSEMBLY

[75] Inventors: Frederick W. Thompson, Soquel; Douglas A. Hardy, Portola Valley; James C. Asher, San Jose, all of Calif.

[73] Assignee: Atari, Inc., Sunnyvale, Calif.

[\*\*] Term: 14 Years

[21] Appl. No.: 801,156

[22] Filed: May 27, 1977

[51] Int. Cl. .... D16-05; D16-99

[52] U.S. Cl. .... D14/11

[58] Field of Search ..... D34/5 R; D14/11; D87/1 D; 360/132, 134, 93; 206/387; 242/199, 198; 354/340

[56] References Cited

U.S. PATENT DOCUMENTS

- D. 228,789 10/1973 Koni ..... D14/11
- D. 239,736 4/1976 Dudley et al. .... D14/11
- D. 244,202 5/1977 Corrado et al. .... D14/11

D. 248,470 7/1978 Talesfore ..... D14/11


Primary Examiner—Bernard Ansher  
Attorney, Agent, or Firm—Stephen S. Townsend

[57] CLAIM

the ornamental design for a video game cartridge assembly, as shown and described.

DESCRIPTION

FIG. 1 is a perspective view of a video game cartridge assembly showing our new design;  
 FIG. 2 is a rear elevational view of the video game cartridge assembly shown in FIG. 1;  
 FIG. 3 is a right side elevational view of the video game cartridge assembly shown in FIG. 1;  
 FIG. 4 is a rear elevational view of the video game cartridge assembly shown in FIG. 1;  
 FIG. 5 is a top plan view of the video game cartridge assembly shown in FIG. 1; and  
 FIG. 6 is a bottom plan view of the video game cartridge assembly shown in FIG. 1.  
 The left side elevation of the video game cartridge assembly is identical to the right side.



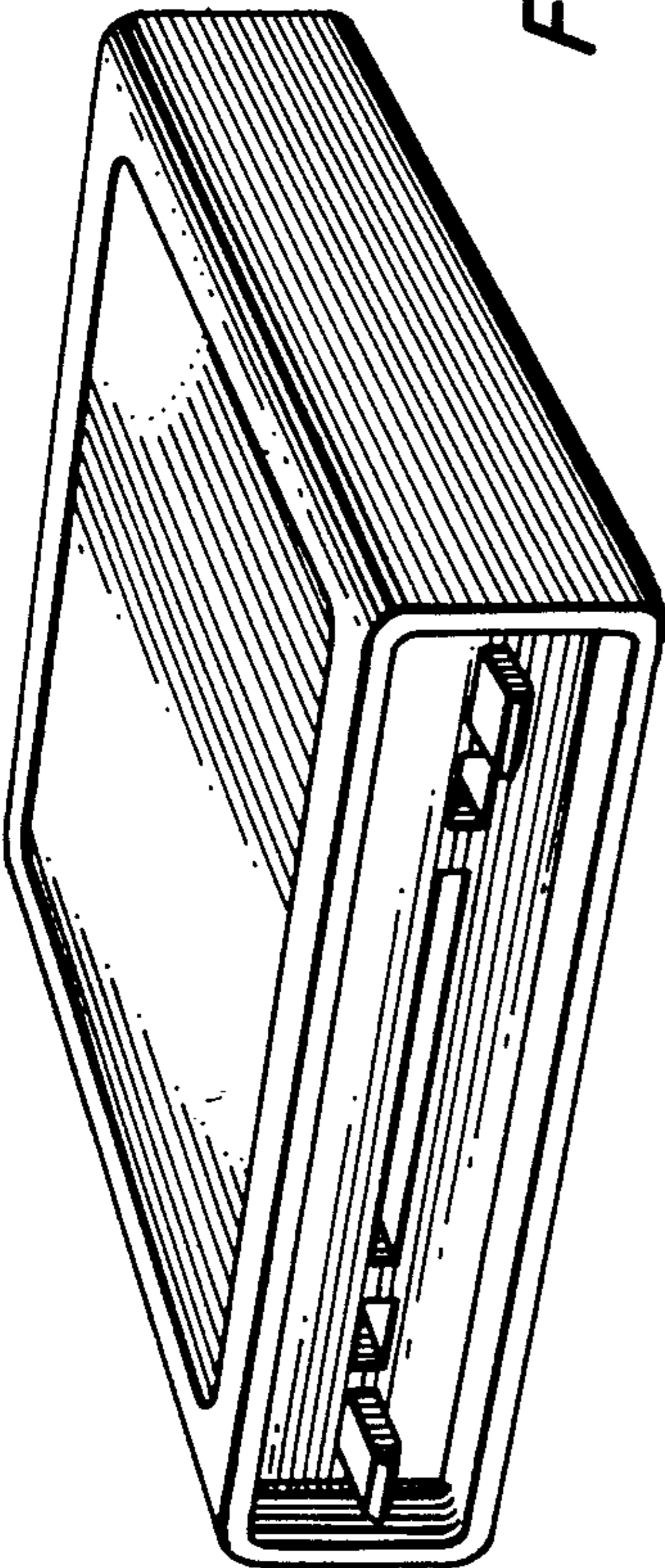


FIG. 1




FIG. 2

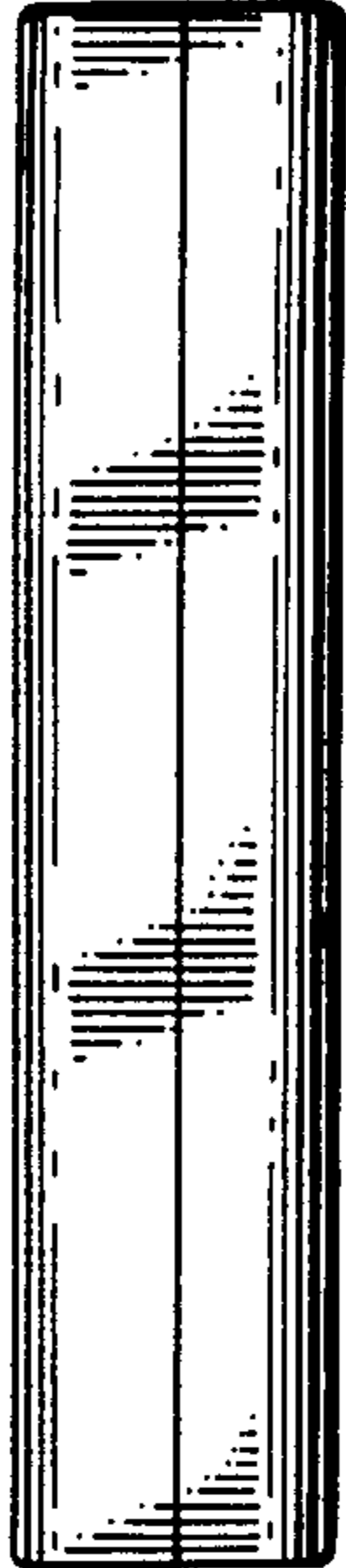


FIG. 3




FIG. 4




FIG. 5




FIG. 6