

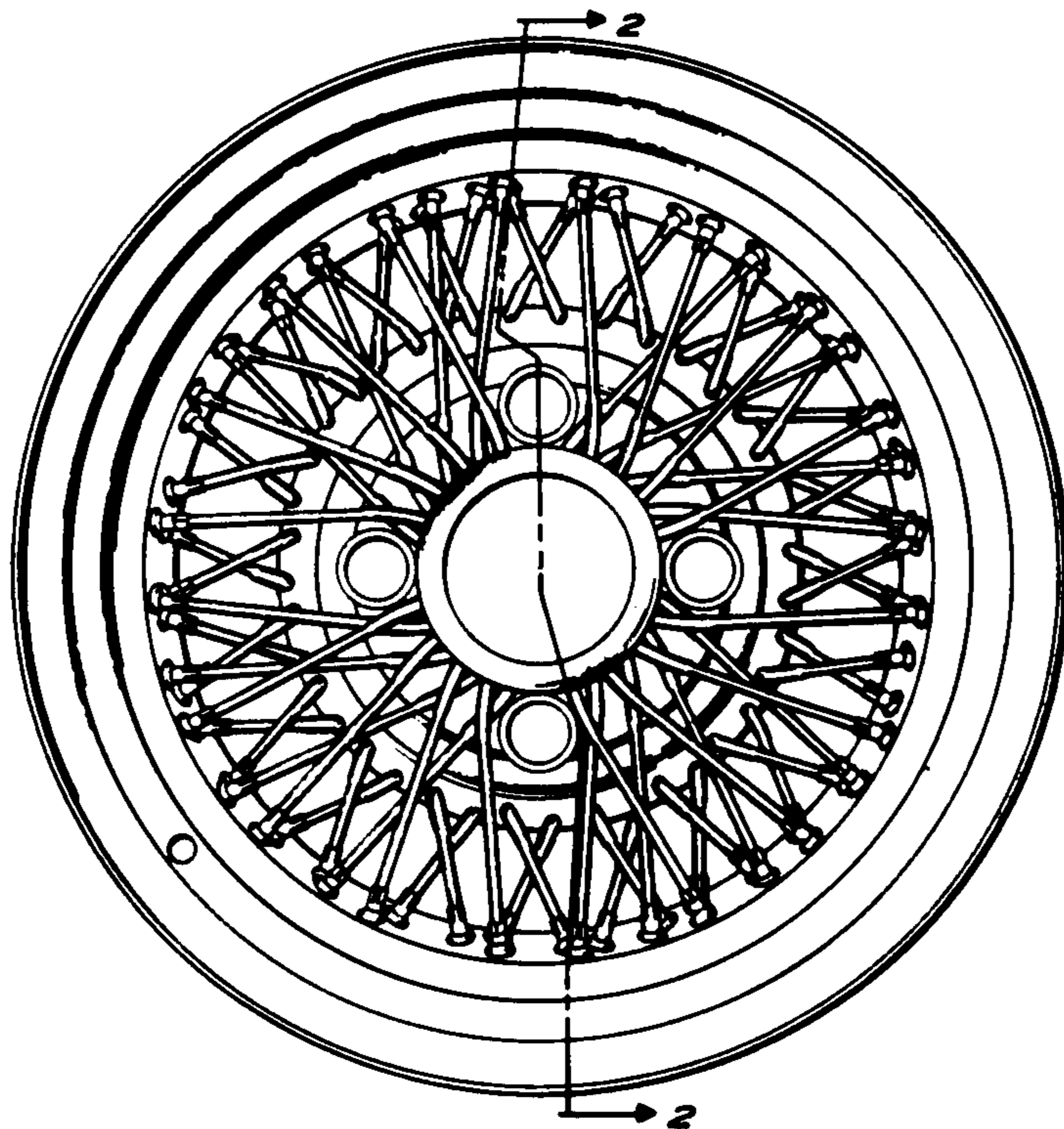
[54] **AUTOMOBILE WIRE WHEEL**  
 [75] **Inventor:** Merlyn R. Reppert, Rancho Palos Verdes, Calif.  
 [73] **Assignee:** W. R. Grace & Co.  
 [\*] **Notice:** The portion of the term of this patent subsequent to Jan. 11, 1991, has been disclaimed.  
 [\*\*] **Term:** 14 Years  
 [21] **Appl. No.:** 818,048  
 [22] **Filed:** Jul. 22, 1977  
 [51] **Int. Cl.** ..... D12-16  
 [52] **U.S. Cl.** ..... D12/205  
 [58] **Field of Search** ..... D12/205, 209; 301/55, 301/58, 59, 63 R, 63 DD, 63 DT, 63 PW, 64 R, 64 SH, 64 SD, 65, 66, 73, 74, 79, 9 S, 9 SB, 9 SC, 37 SS, 95

[56] **References Cited**  
**U.S. PATENT DOCUMENTS**  
 D. 213,314 2/1969 Reid ..... D12/209  
 D. 243,003 1/1977 Reppert ..... D12/205

*Primary Examiner*—James M. Gandy  
*Attorney, Agent, or Firm*—William Kovensky

[57] **CLAIM**  
 The ornamental design for an automobile wire wheel, as shown and described.

**DESCRIPTION**  
 FIG. 1 is a front elevational view of an automobile wire wheel showing my new design; and FIG. 2 is a cross sectional view thereof taken on line 2—2 in FIG. 1, it being understood that the rear spokes behind the plane of the section line 2—2 have been omitted for clarity of illustration.



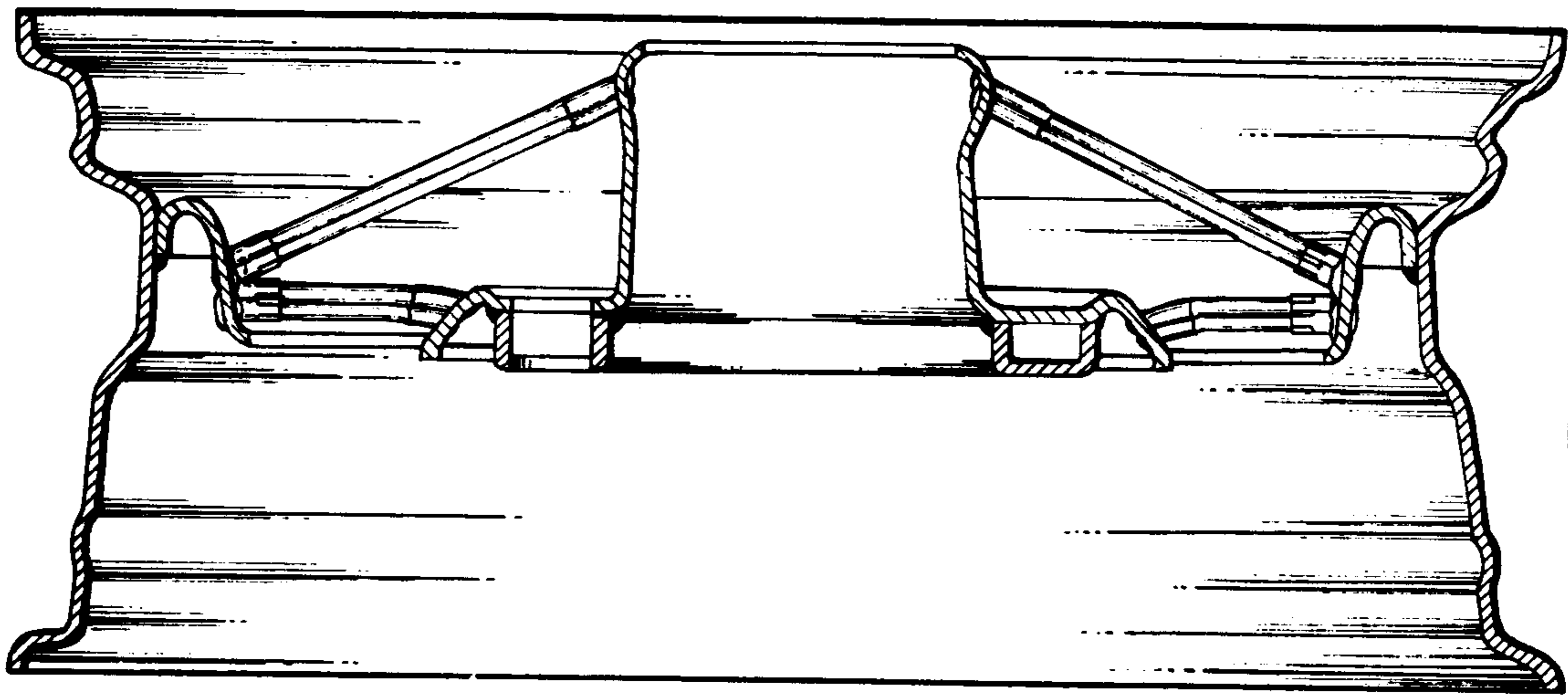


FIG. 2

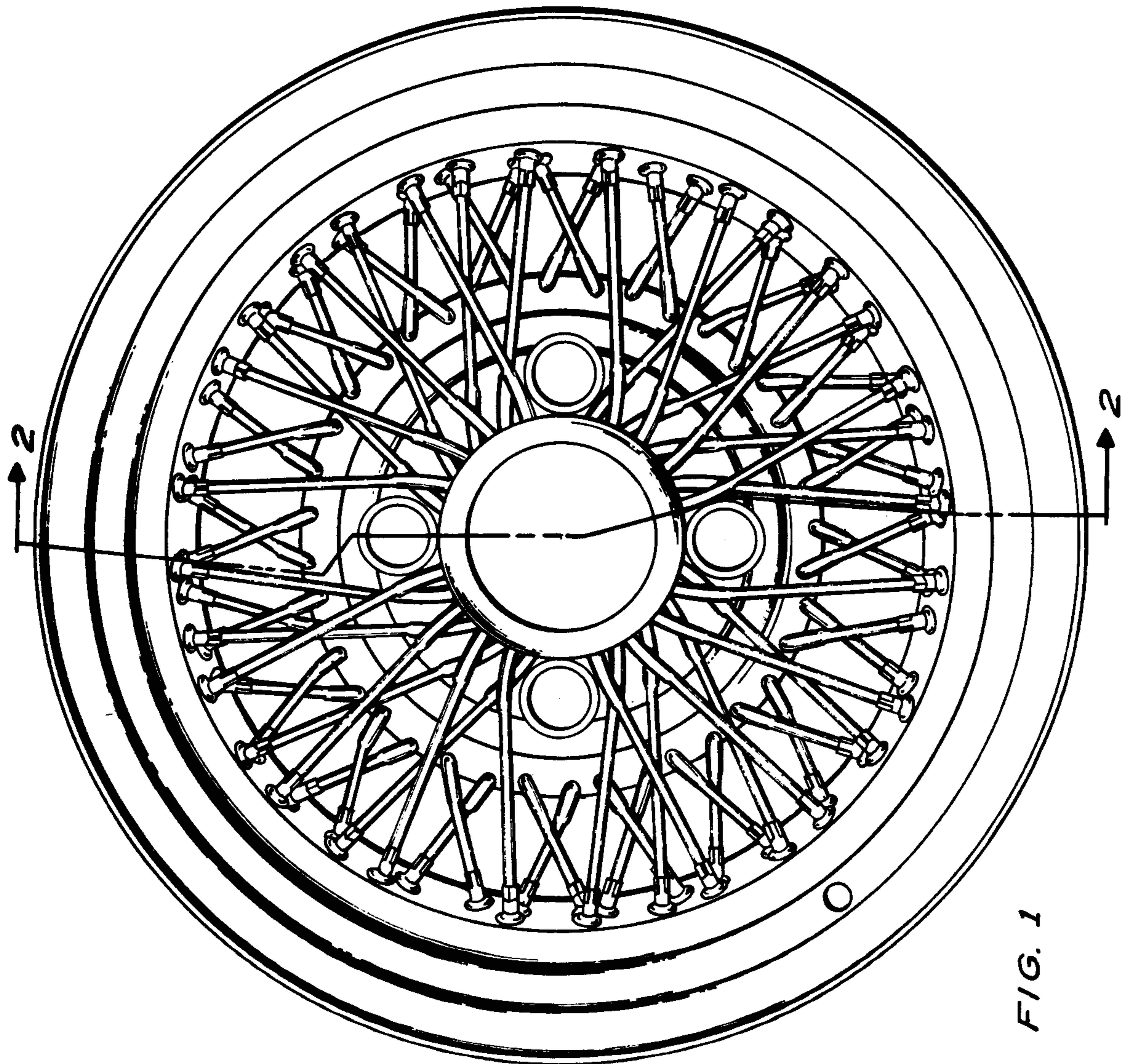


FIG. 1