

[54] DISPLAY RACK FOR CARPET SAMPLES

3,094,216	6/1963	Gorden	D6/85
3,135,058	6/1964	Haas et al.	211/45
3,905,480	9/1975	Grincerl	211/45

[75] Inventor: Robert J. Leahy, Jr., LaGrange, Ga.

[73] Assignee: Milliken Research Corporation, Spartanburg, S.C.

Primary Examiner—Wallace R. Burke
Assistant Examiner—B. J. Bullock
Attorney, Agent, or Firm—H. William Petry

[**] Term: 14 Years

[21] Appl. No.: 843,895

[57] CLAIM

[22] Filed: Oct. 20, 1977

The ornamental design for a display rack for carpet samples, as shown and described.

[51] Int. Cl. D20-02

[52] U.S. Cl. D6/181; D6/184

[58] Field of Search D6/20, 27-29, D6/85, 157, 180, 186, 188, 184, 177, 181; 211/13, 27, 40, 44-46, 495, 50, 181, 182

DESCRIPTION

FIG. 1 is a perspective view of a display rack for carpet samples showing my new design.

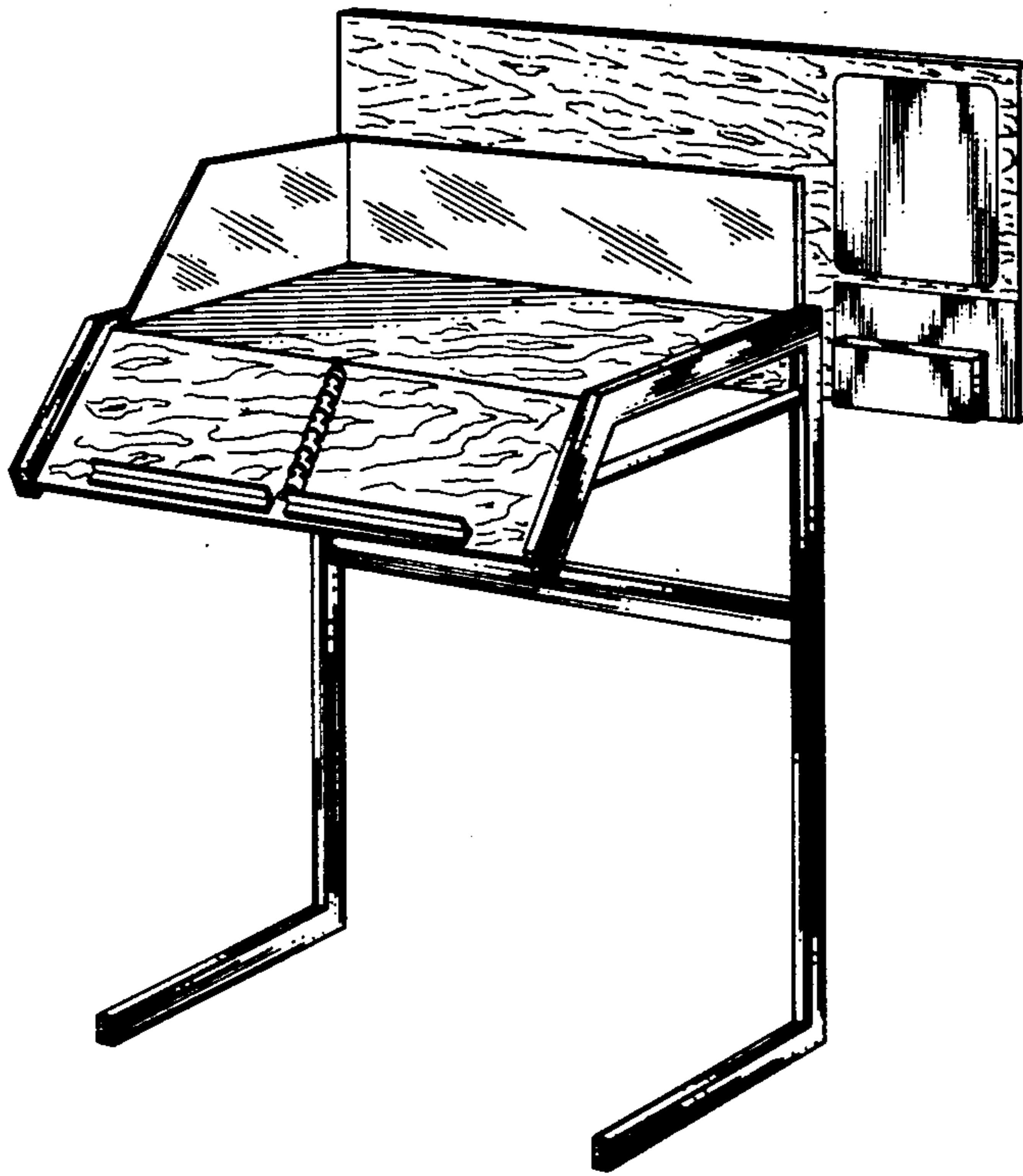
FIG. 2 is a side elevational view taken from the right of FIG. 1.

The rear is flat and unornamented. The side of the projecting shelf not shown follows the configuration as shown in FIG. 2 except for the omission of the carpet sample support pole. The oblique line shading is intended to represent a mirrored surface.

[56] References Cited

U.S. PATENT DOCUMENTS

D. 243,577	3/1977	Schouten	D6/85
D. 247,404	3/1978	Harris	D6/180



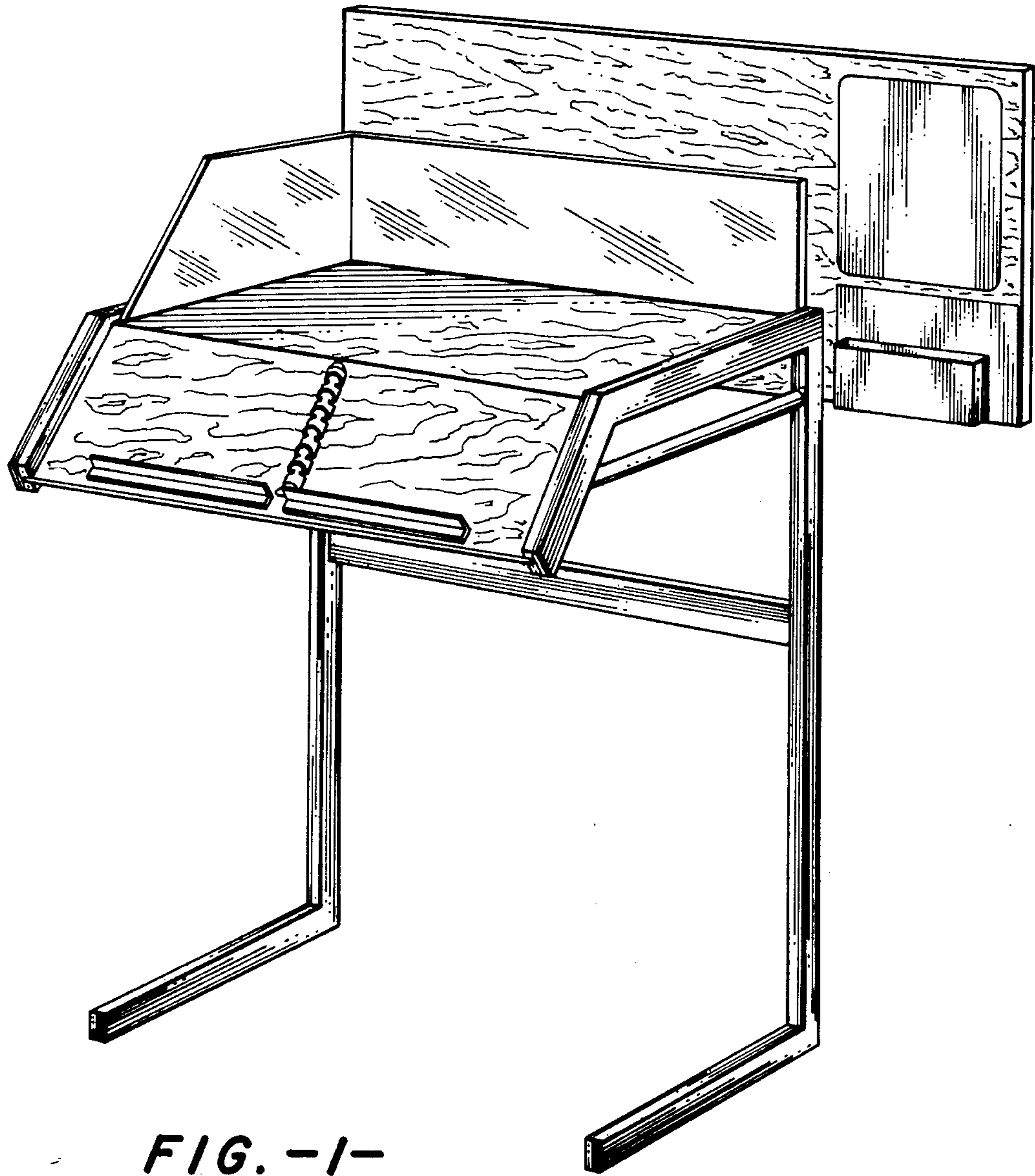


FIG. -1-




FIG. -2-