

[54] **ELECTRIC AIR CONDITIONER FOR ELECTRONIC ENCLOSURES**

[75] Inventor: **Herman S. Fessler, Coon Rapids, Minn.**

[73] Assignee: **McLean Engineering Midwest, Maple Grove, Minn.**

[**] Term: **14 Years**

[21] Appl. No.: **776,149**

[22] Filed: **Mar. 10, 1977**

[51] Int. Cl. **D23-04**

[52] U.S. Cl. **D23/144**

[58] Field of Search **D23/83, 90, 111-119, D23/127-167; 62/262, 263**

3,128,610	4/1964	Moore	62/263
3,308,634	3/1967	Smith	62/263
3,313,122	4/1967	Laing	62/263
3,548,611	12/1970	Olich	62/262
3,635,046	1/1972	Sato et al.	62/262 X
3,742,725	7/1973	Berger	62/263 X
3,871,188	3/1975	Vold et al.	62/263 X

Primary Examiner—James R. Largen
Attorney, Agent, or Firm—Henry C. Kovar

[57] **CLAIM**

The ornamental design for an electric air conditioner for electronic enclosures, substantially as shown and described.


DESCRIPTION

FIG. 1 is a perspective view of an electric air conditioner for electronic enclosures, showing my new design;
 FIG. 2 is a front elevational view thereof, the rear being plain and unornamented;
 FIG. 3 is a left side elevational view thereof;
 FIG. 4 is a right side elevational view thereof;
 FIG. 5 is a top view thereof;
 FIG. 6 is a bottom view thereof.

[56] **References Cited**

U.S. PATENT DOCUMENTS

D. 173,531	11/1954	Halbeisen	D23/144
D. 176,137	11/1955	Jenks	D23/111
D. 238,278	12/1975	Baker, Jr.	D23/144
3,018,642	1/1962	Lathrop	62/262 X
3,097,506	7/1963	Blakesley, Sr.	62/263






FIG. 1

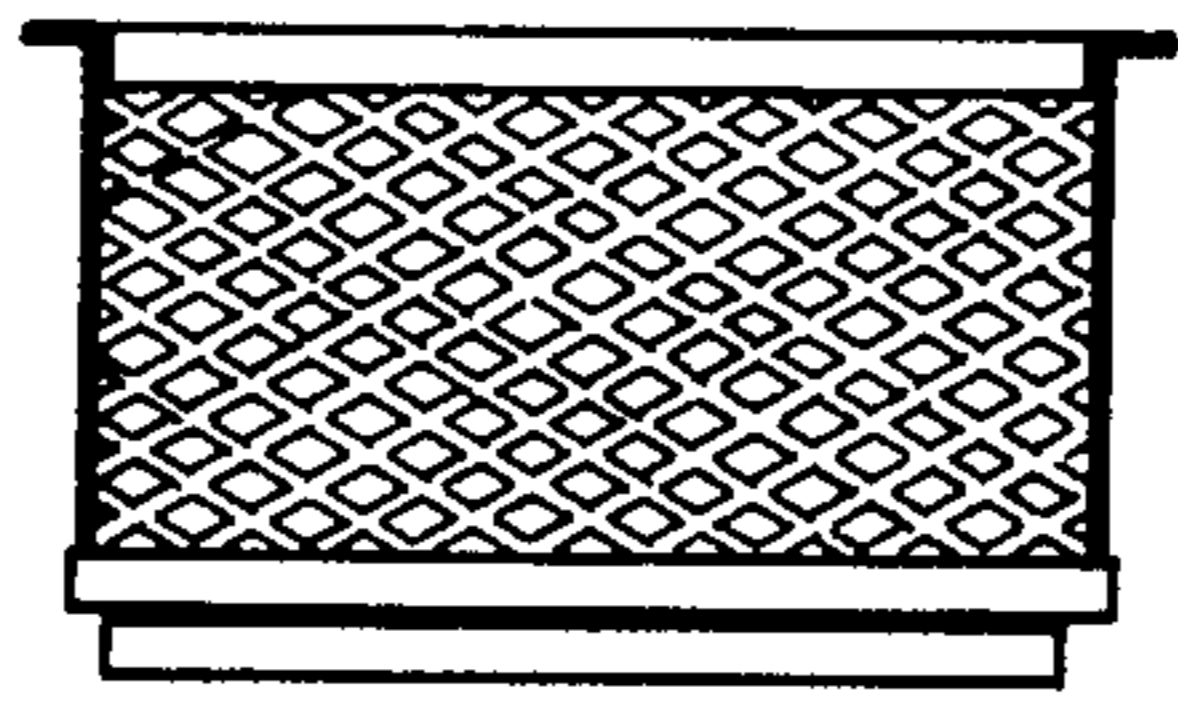


FIG. 5

FIG. 3




FIG. 2




FIG. 4

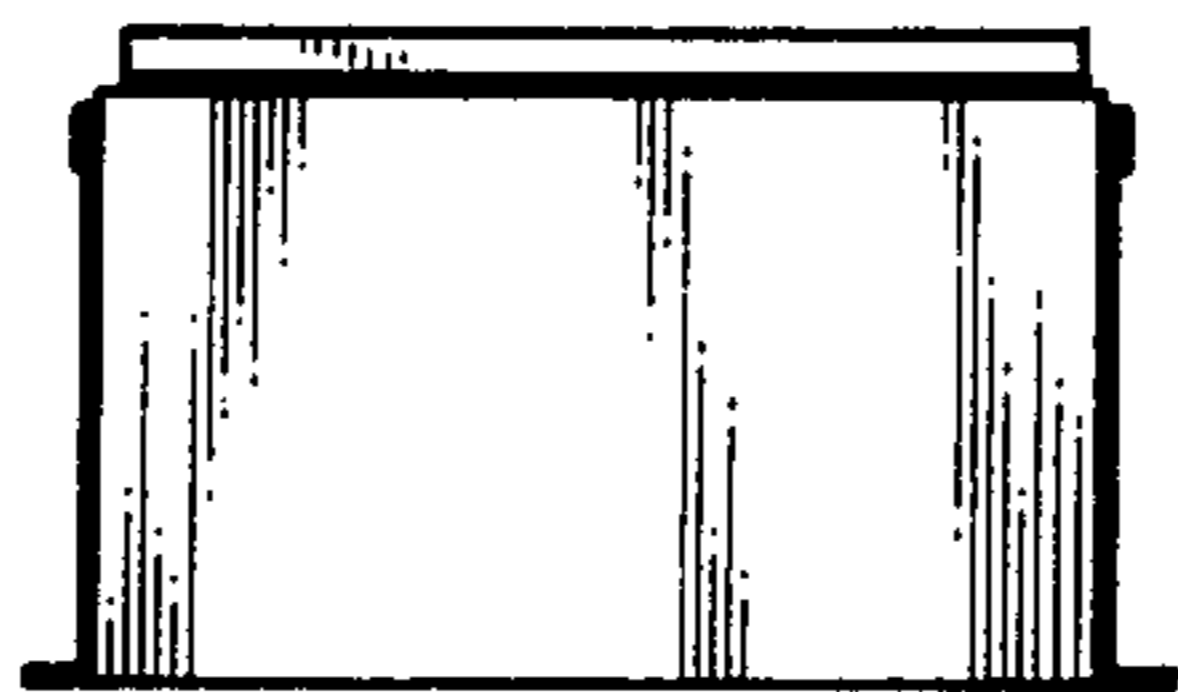



FIG. 6