

[54] VALVE CORE

3,495,594 2/1970 Swanson 137/223 X
 3,797,317 3/1974 Peterson, Jr. 73/756
 3,902,517 9/1975 Hastwell 137/223

[76] Inventor: Jerry L. Caldwell, 1818 Fairfax,
 Carrollton, Tex. 75006

Primary Examiner—James R. Largen
 Attorney, Agent, or Firm—Howard E. Moore

[**] Term: 14 Years

[21] Appl. No.: 797,996

[57] CLAIM

The ornamental design for a valve core, substantially as shown and described.

[22] Filed: May 18, 1977

[51] Int. Cl. D23—01

[52] U.S. Cl. D23/19; 137/223

[58] Field of Search D23/19-22,
 D23/27, 32, 33, 38-43; 137/223; 75/756;
 128/27 A, 349 DV

DESCRIPTION

FIG. 1 is a front elevational view of valve core showing my new design; the undisclosed rear elevational view thereof being a mirror image of the front elevational view;

FIG. 2 is a right side elevational view thereof, the undisclosed left side elevational view being a mirror image of the right side elevational view;

FIG. 3 is a top plan view thereof;

FIG. 4 is a bottom plan view thereof;

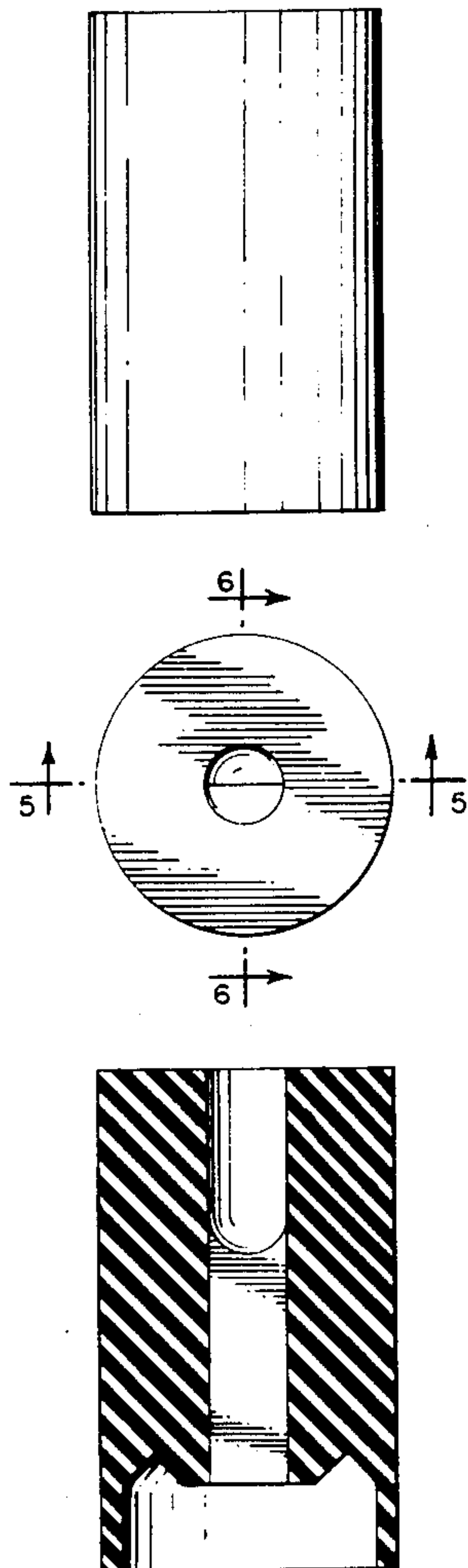
FIG. 5 is a cross-sectional view taken along line 5—5 of FIG. 3; and

FIG. 6 is a cross-sectional view taken along line 6—6 of FIG. 3.

[56] References Cited

U.S. PATENT DOCUMENTS

D. 139,830	12/1944	Pool	D23/22
D. 202,701	11/1965	Davis, Jr.	D23/19 X
D. 218,518	8/1970	Oden	D23/19
D. 219,778	1/1971	Leeming	D23/19
670,725	3/1901	Pickett	137/223 X
3,438,397	4/1969	Gilpin	73/756 X






FIG. 1




FIG. 2

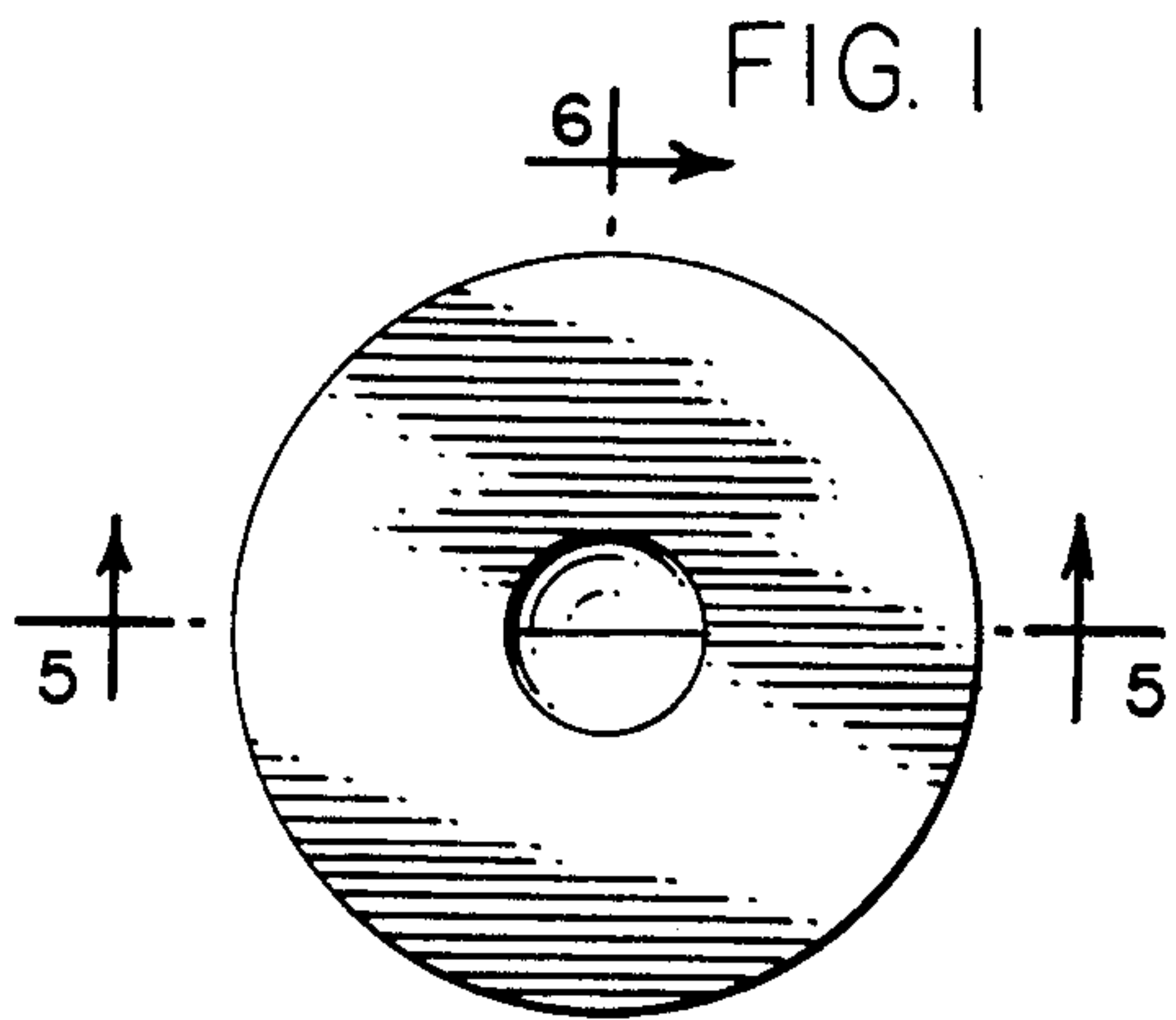


FIG. 3

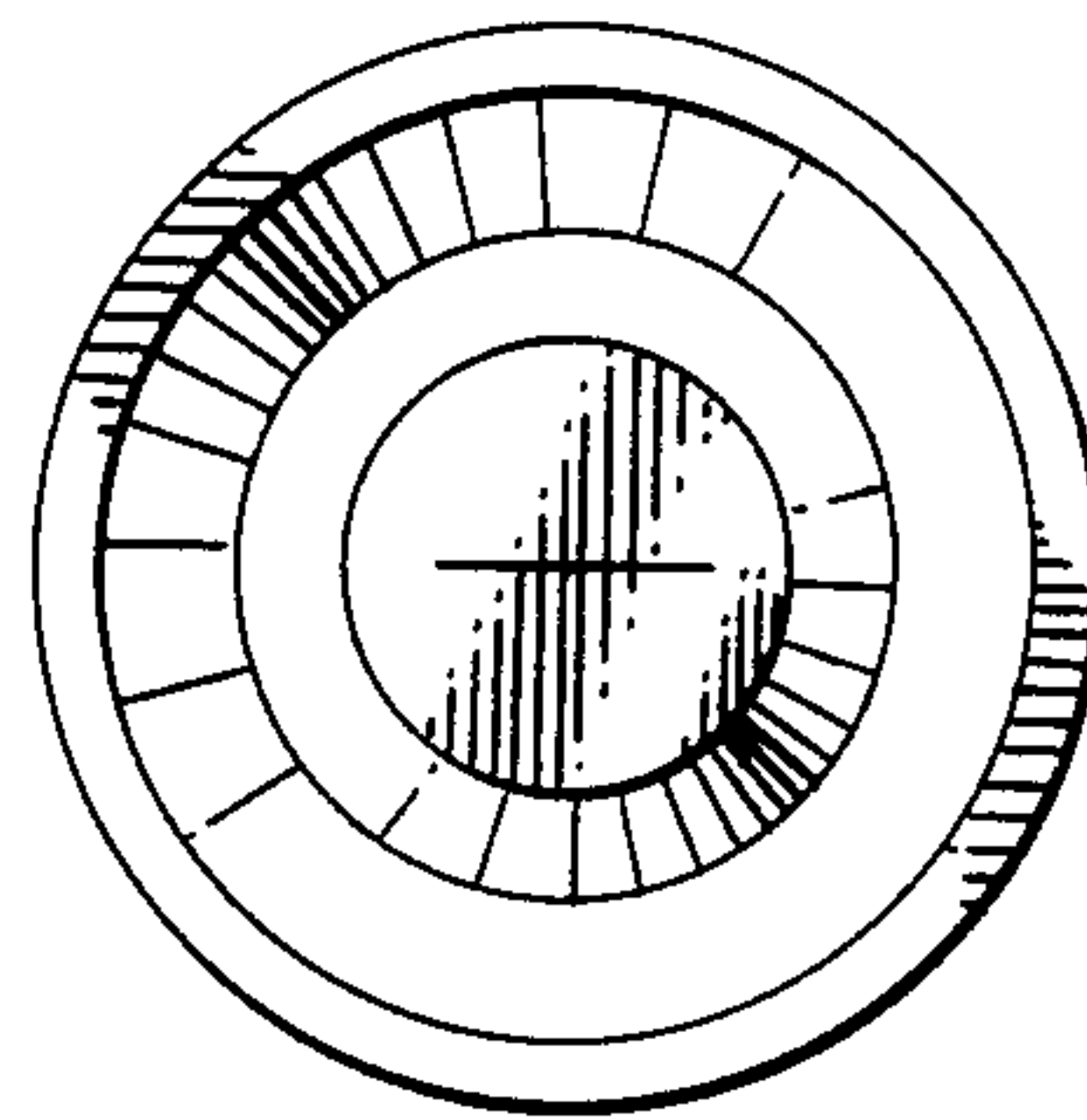


FIG. 4




FIG. 5




FIG. 6