

[54] CARTRIDGE BELT

[76] Inventor: Ethiel L. Munz, P.O. Box 1383, Hawaiian Garden, Calif. 90716

[**] Term: 14 Years

[21] Appl. No.: 815,517

[22] Filed: Jul. 14, 1977

[51] Int. Cl. D22-05; D2-07

[52] U.S. Cl. D22/14

[58] Field of Search D22/14; 224/17, 22, 224/23

[56] References Cited

U.S. PATENT DOCUMENTS

- D. 195,850 8/1963 Contardi D22/14
- D. 196,353 9/1963 Chapin D22/14

OTHER PUBLICATIONS

Shooter's Bible, 1974 Edition, No. 65, p. 536, cartridge belt at lower left.

Primary Examiner—A. Hugo Word

Attorney, Agent, or Firm—Francis A. Utecht

[57] CLAIM

The ornamental design for a cartridge belt, substantially as shown and described.

DESCRIPTION

FIG. 1 is a perspective view of a cartridge belt showing my new design;

FIG. 2 is a broken front elevational view, in enlarged scale, of the belt shown in FIG. 1;

FIG. 3 is a broken back elevational view, in enlarged scale, of the cartridge belt showing my new design;

FIG. 4 is a broken top view, in enlarged scale, showing the cartridge belt of my new design;

FIG. 5 is a broken bottom view, in enlarged scale, of the cartridge belt showing my new design;

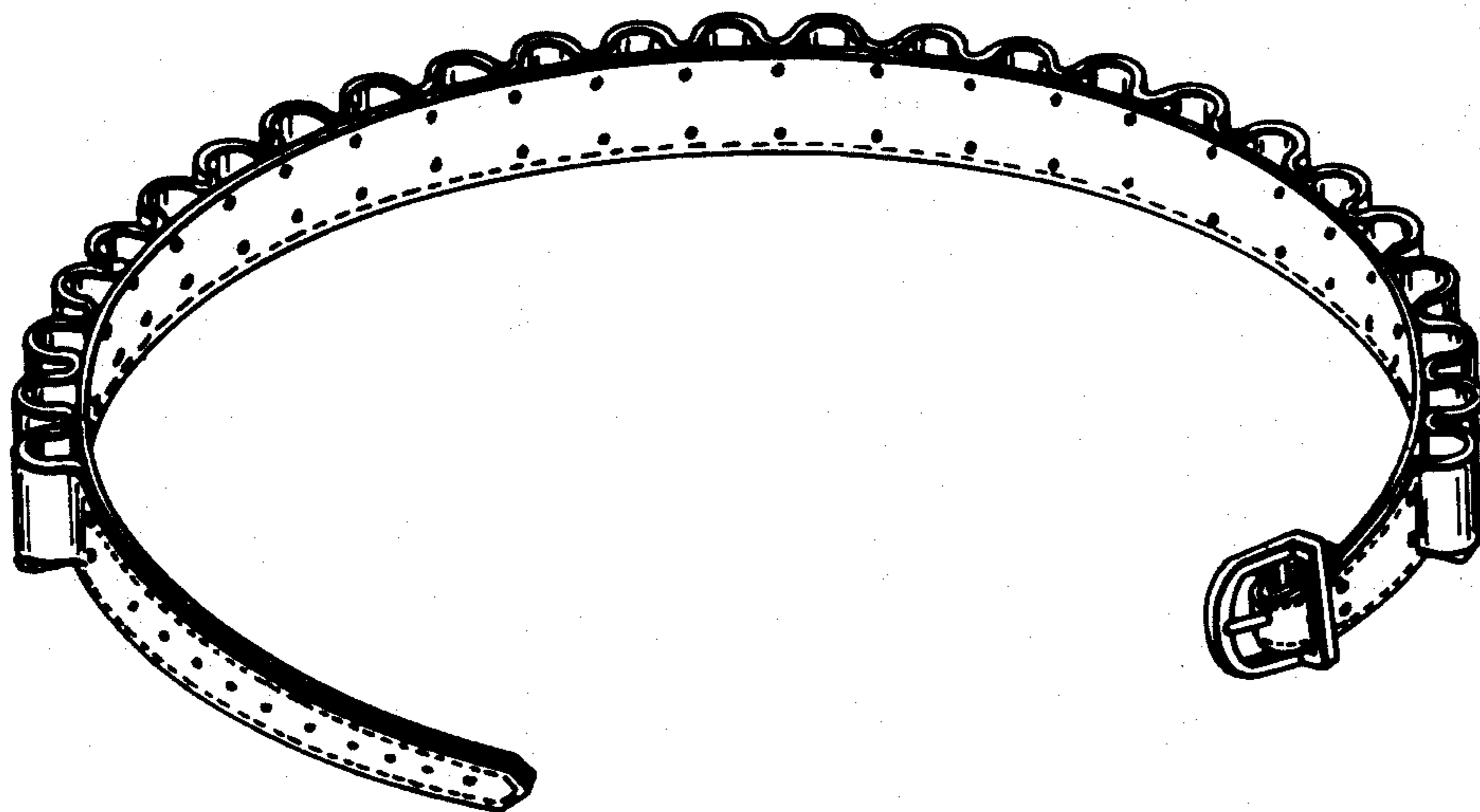
FIG. 6 is a perspective view of a second embodiment of the cartridge belt showing my new design;

FIG. 7 is a broken elevational view, in enlarged scale, of the cartridge belt shown in FIG. 6;

FIG. 8 is a broken elevational back view, in enlarged scale, of the cartridge belt shown in FIG. 6;

FIG. 9 is a broken top view, in enlarged scale, of the cartridge belt shown in FIG. 6; and

FIG. 10 is a broken bottom view, in enlarged scale, of the cartridge belt shown in FIG. 6.



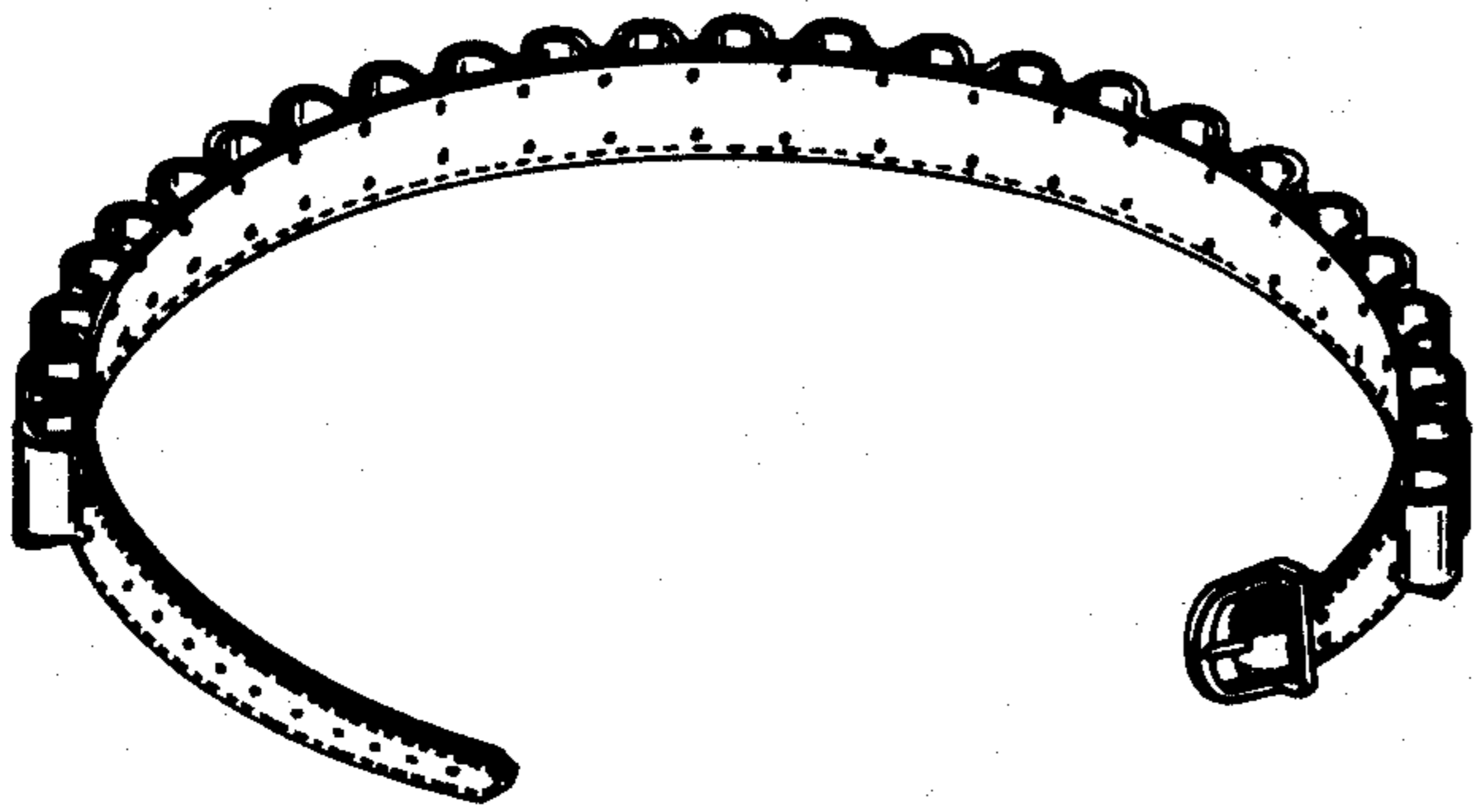


FIG. 1

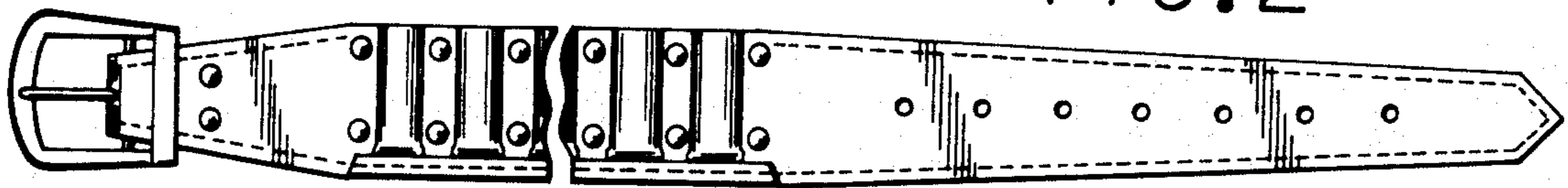


FIG. 2

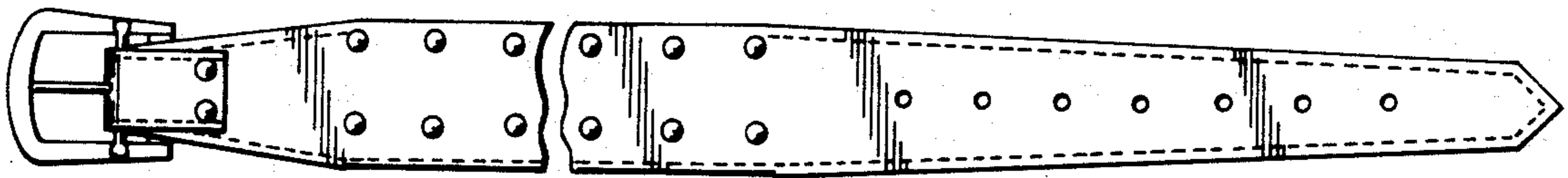


FIG. 3



FIG. 4



FIG. 5

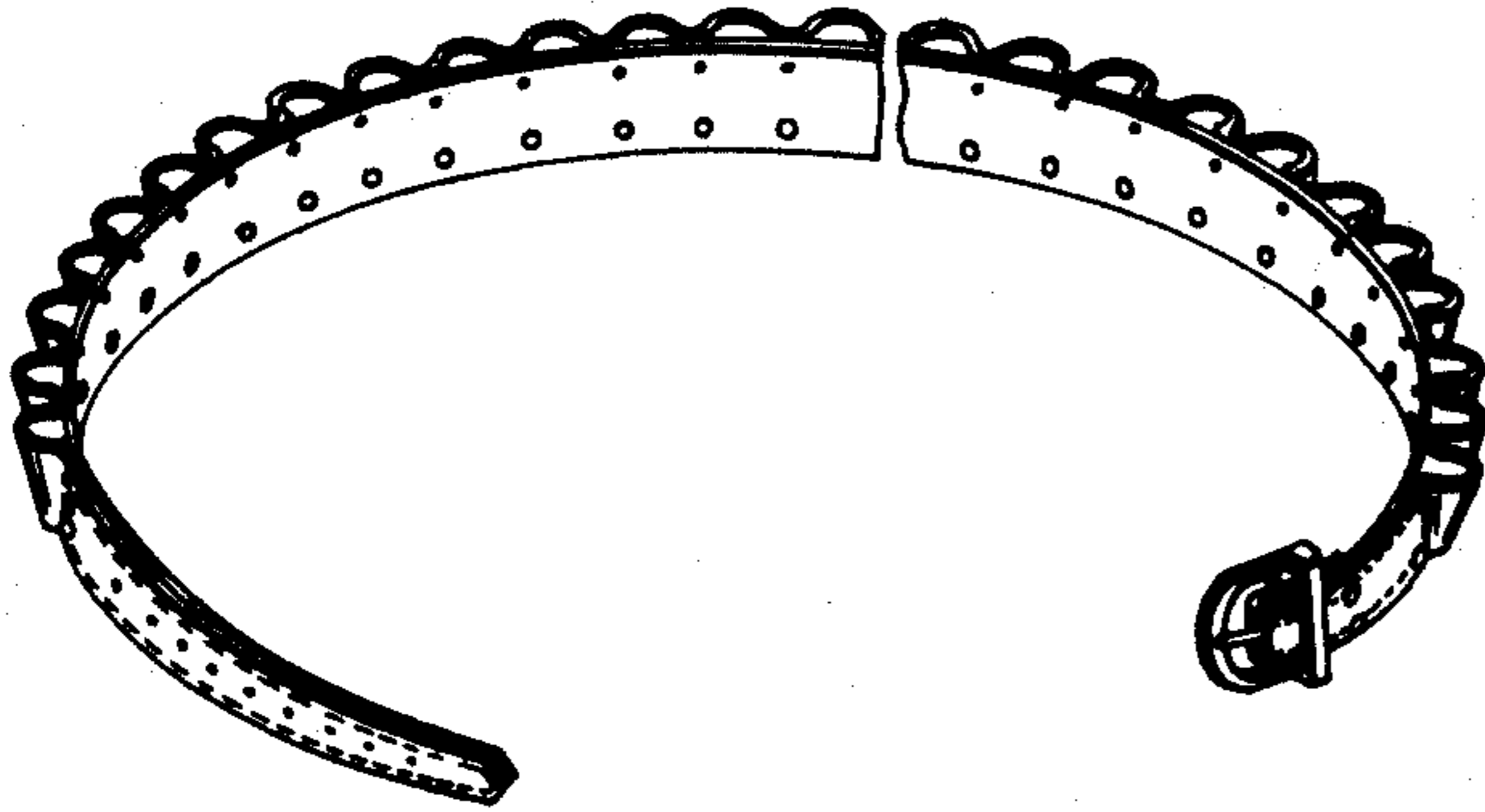


FIG. 6




FIG. 7

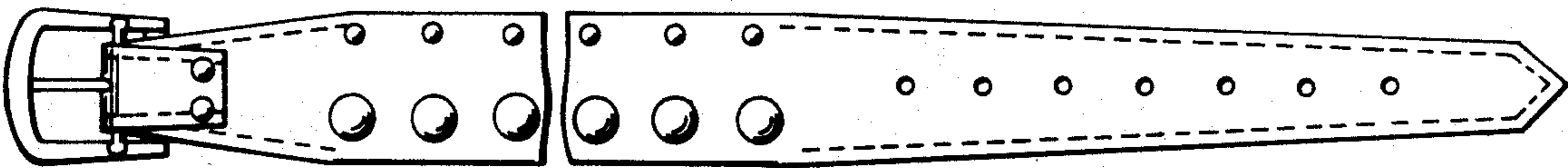


FIG. 8



FIG. 9



FIG. 10